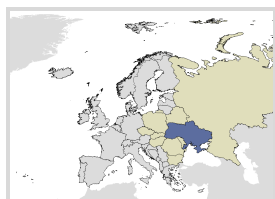


# Ukraine

## Human Papillomavirus and Related Cancers, Fact Sheet 2018 (2018-12-10)

### I. Key data on HPV and HPV-related cancers



Ukraine has a population of 20.82 millions women ages 15 years and older who are at risk of developing cervical cancer. Current estimates indicate that every year 5733 women are diagnosed with cervical cancer and 2475 die from

the disease. Cervical cancer ranks as the 4th most frequent cancer among women in Ukraine and the 2nd most frequent cancer among women between 15 and 44 years of age. Data is not yet available on the HPV burden in the general population of Ukraine. However, in Eastern Europe, the region Ukraine belongs to, about 9.7% of women in the general population are estimated to harbour cervical HPV-16/18 infection at a given time, and 84.7% of invasive cervical cancers are attributed to HPVs 16 or 18.

**Table 1. Crude incidence rates of HPV-related cancers**

	Male	Female
Cervical cancer	-	24.2
Anal cancer	0.5	0.7
Vulva cancer	-	2.8
Vaginal cancer	-	0.6
Penile cancer	1.0	-
Oropharynx	7.0	0.8

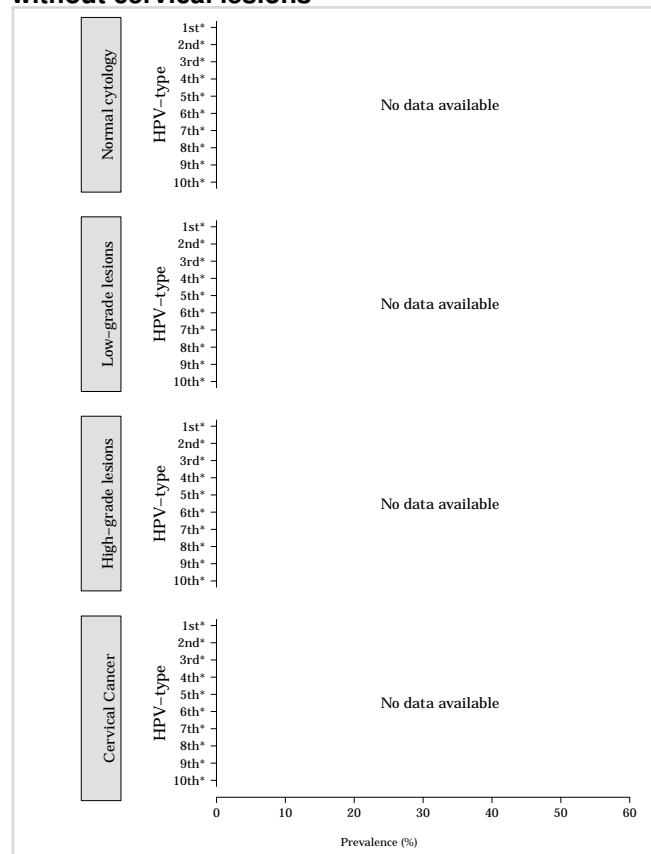
**Table 2. Burden of cervical cancer**

	Incidence	Mortality
Annual number of new cases/deaths	5733	2475
Crude rate	24.2	10.5
Age-standardized rate	17.0	6.6
Cumulative risk 0-74 years (%)	1.7	0.7
Ranking of cervical cancer (all years)	4th	9th
Ranking of cervical cancer (15-44 years)	2nd	1st

**Table 3. Burden of cervical HPV infection Ukraine**

	No. Tested	% (95% CI)
HPV prevalence in women with normal cytology	-	--
HPV 16/18 prevalence:		
Normal cytology	-	--
Low-grade cervical lesions	-	--
High-grade cervical lesions	-	--
Cervical cancer	-	--

**Figure 1. Comparison of the ten most frequent HPV oncogenic types in Ukraine among women with and without cervical lesions**



\*No data available. No more types than shown were tested or were positive.

# Ukraine

## Human Papillomavirus and Related Cancers, Fact Sheet 2018 (2018-12-10)

### II. Complementary data on cervical cancer prevention

**Table 4. Factors contributing to cervical cancer (co-factors)**

Smoking prevalence (%), women	14.3 [11.6-17.1]
Total fertility rate (live births per women)	1.5
Hormonal contraception use (%) (pill, injectable or implant), among women	6.5
HIV prevalence (%), adults (15-49 years)	0.9 [0.8 - 1.0]

**Table 5. Sexual behaviour**

MEN	
Percentage of 15-year-old who have had sexual intercourse	24
Range of median age at first sexual intercourse	18.3-19.3
WOMEN	
Percentage of 15-year-old who have had sexual intercourse	9
Range of median age at first sexual intercourse	19.1-22.4

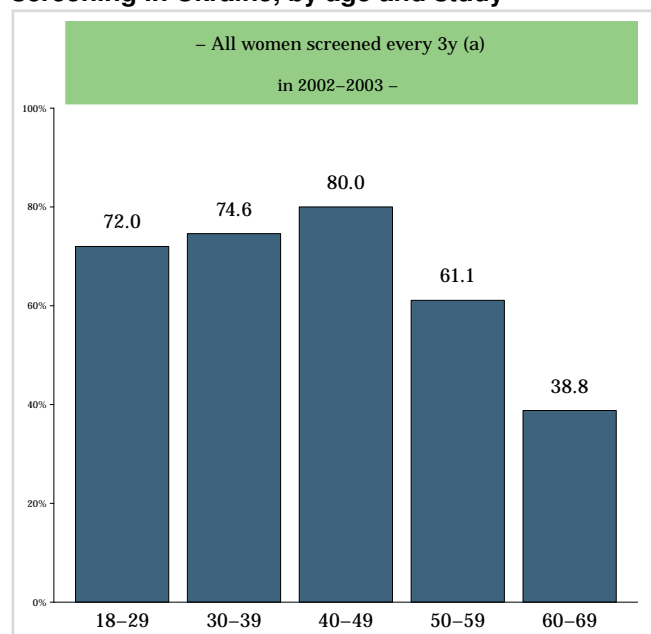
**Table 6. HPV vaccine introduction**

HPV vaccination programme	No program
Date of HPV vaccination routine immunization programme start	-

**Table 7. Cervical screening practices and recommendations**

Cervical cancer screening coverage, % (age and screening interval, reference)	73.7% (All women aged 25-64 screened every 3y, WHS 2003 Ukraine)
Screening ages (years)	18-65
Screening interval (years) or frequency of screens	1 year

**Figure 2. Estimated coverage of cervical cancer screening in Ukraine, by age and study**



<sup>a</sup> Proportion of women in the total sample of the mentioned age range in the country or region that reported having a Pap smear during a given time period (e.g., last year, last 2, 3, 5 years or ever).

#### Contact information:

ICO/IARC HPV Information Centre  
 Institut Català d'Oncologia  
 Avda. Gran Via de l'Hospitalet, 199-203  
 08908 L'Hospitalet de Llobregat (Barcelona, Spain)  
[info@hpvcentre.net](mailto:info@hpvcentre.net)  
[www.hpvcentre.net](http://www.hpvcentre.net)