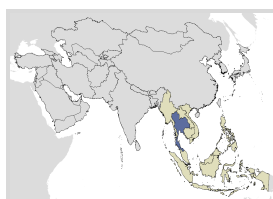


# Thailand

## Human Papillomavirus and Related Cancers, Fact Sheet 2017 (2017-04-19)



### I. Key data on HPV and HPV-related cancers



Thailand has a population of 28.59 millions women ages 15 years and older who are at risk of developing cervical cancer. Current estimates indicate that every year 8184 women are diagnosed with cervical cancer and 4513 die

from the disease. Cervical cancer ranks as the 2nd most frequent cancer among women in Thailand and the 2nd most frequent cancer among women between 15 and 44 years of age. About 3.4% of women in the general population are estimated to harbour cervical HPV-16/18 infection at a given time, and 67.6% of invasive cervical cancers are attributed to HPV types 16 or 18.

**Table 1. Crude incidence rates of HPV-related cancers**

	Male	Female
Cervical cancer	-	23.0
Anal cancer	0.1-0.3	0.1-0.4
Vulva cancer	-	0.2-1.1
Vaginal cancer	-	0.1-0.3
Penile cancer	0.4-1.9	-
Pharynx (excluding nasopharynx)	3.2	0.6

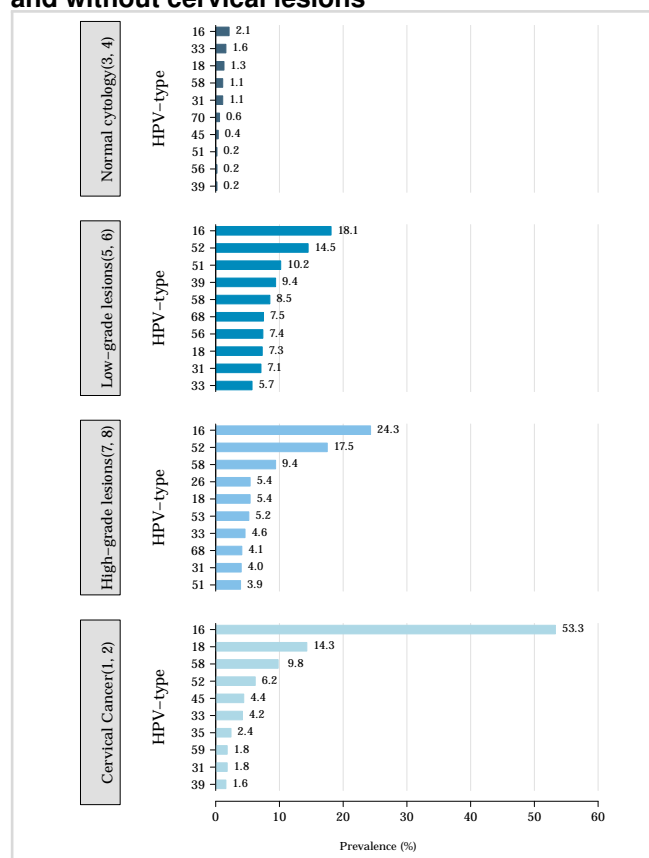
**Table 2. Burden of cervical cancer**

	Incidence	Mortality
Annual number of new cases/deaths	8184	4513
Crude rate	23.0	12.7
Age-standardized rate	17.8	9.7
Cumulative risk 0-74 years (%)	1.8	1.0
Ranking of cervical cancer (all years)	2nd	4th
Ranking of cervical cancer (15-44 years)	2nd	2nd

**Table 3. Burden of cervical HPV infection Thailand**

	No. Tested	% (95% CI)
HPV prevalence in women with normal cytology	26269	6.9 (6.6-7.2)
HPV 16/18 prevalence:		
Normal cytology	5693	3.4 (3.0-3.9)
Low-grade cervical lesions	436	25.5 (21.6-29.7)
High-grade cervical lesions	742	29.6 (26.5-33.0)
Cervical cancer	1783	67.6 (65.4-69.7)

**Figure 1. Comparison of the ten most frequent HPV oncogenic types in Thailand among women with and without cervical lesions**



# Thailand

## Human Papillomavirus and Related Cancers, Fact Sheet 2017 (2017-04-19)



### II. Complementary data on cervical cancer prevention

**Table 4. Factors contributing to cervical cancer (co-factors)**

Smoking prevalence (%), women	2.4
Total fertility rate (live births per women)	1.4
Hormonal contraception use (%) (pill, injectable or implant), among women	49.4
HIV prevalence (%), adults (15-49 years)	1.1 [1.0 - 1.3]

**Table 5. Sexual behaviour**

MEN	
Percentage of 15-year-old who have had sexual intercourse	-
Range of median age at first sexual intercourse	-
WOMEN	
Percentage of 15-year-old who have had sexual intercourse	-
Range of median age at first sexual intercourse	-

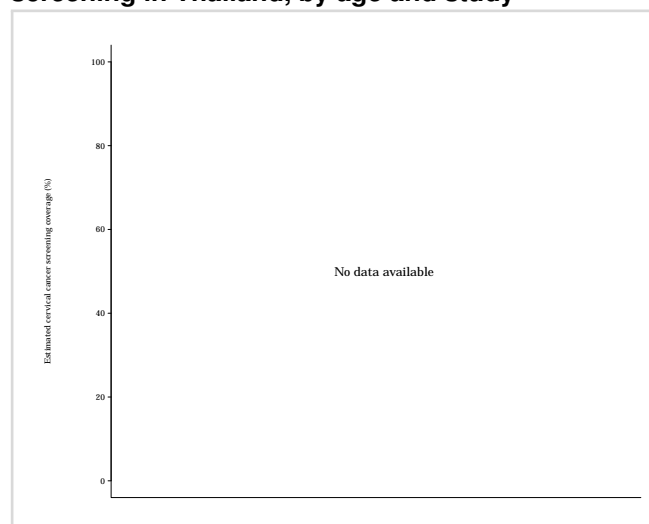
**Table 6. HPV vaccine introduction**

HPV vaccination programme	Pilot program
Date of HPV vaccination routine immunization programme start	-
HPV vaccination target age for routine immunization	-
Full course HPV vaccination coverage for routine immunization:	
% (calendar year)	-

**Table 7. Cervical screening practices and recommendations**

Cervical cancer screening coverage, % (age and screening interval, reference)	60.2% (All women aged 30-59 screened every 5y, RHS 2009 Thailand)
Screening ages (years)	30-65
Screening interval (years) or frequency of screens	5 years

**Figure 2. Estimated coverage of cervical cancer screening in Thailand, by age and study**



#### Contact information:

ICO HPV Information Centre  
 Institut Català d'Oncologia  
 Avda. Gran Via de l'Hospitalet, 199-203  
 08908 L'Hospitalet de Llobregat (Barcelona, Spain)  
 e-mail: [info@hpvcentre.net](mailto:info@hpvcentre.net)  
 internet address: [www.hpvcentre.net](http://www.hpvcentre.net)