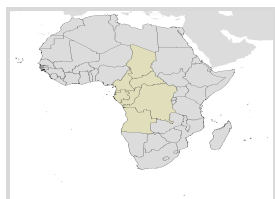


Sao Tome & Principe

Human Papillomavirus and Related Cancers, Fact Sheet 2017 (2017-07-27)



I. Key data on HPV and HPV-related cancers



Sao Tome & Principe has a population of 55,339 women ages 15 years and older who are at risk of developing cervical cancer. Data is not yet available on the HPV burden in the general population of Sao Tome & Principe. However, in Africa about 3.7% of women in the general population are estimated to harbour cervical HPV-16/18 infection at a given time, and 67.2% of invasive cervical cancers are attributed to HPV-16 or 18.

Table 1. Crude incidence rates of HPV-related cancers

	Male	Female
Cervical cancer	-	-
Anal cancer	-	-
Vulva cancer	-	-
Vaginal cancer	-	-
Penile cancer	-	-
Pharynx (excluding nasopharynx)	-	-

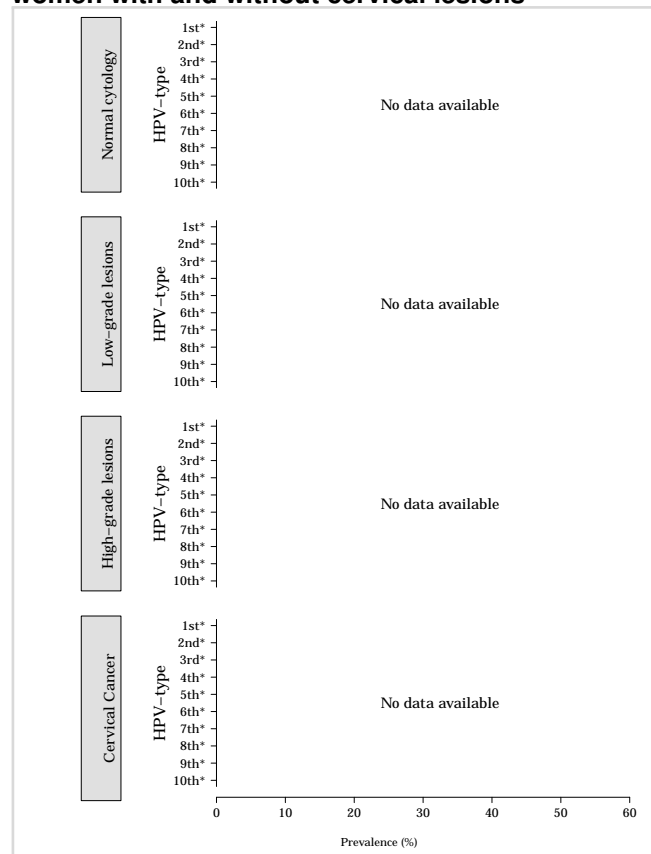
Table 2. Burden of cervical cancer

	Incidence	Mortality
Annual number of new cases/deaths	-	-
Crude rate	-	-
Age-standardized rate	-	-
Cumulative risk 0-74 years (%)	-	-
Ranking of cervical cancer (all years)	-	-
Ranking of cervical cancer (15-44 years)	-	-

Table 3. Burden of cervical HPV infection Sao Tome & Principe

	No. Tested	% (95% CI)
HPV prevalence in women with normal cytology	-	--
HPV 16/18 prevalence:		
Normal cytology	-	--
Low-grade cervical lesions	-	--
High-grade cervical lesions	-	--
Cervical cancer	-	--

Figure 1. Comparison of the ten most frequent HPV oncogenic types in Sao Tome & Principe among women with and without cervical lesions



*No data available. No more types than shown were tested or were positive.

Sao Tome & Principe

Human Papillomavirus and Related Cancers, Fact Sheet 2017 (2017-07-27)



II. Complementary data on cervical cancer prevention

Table 4. Factors contributing to cervical cancer (co-factors)

Smoking prevalence (%), women	-
Total fertility rate (live births per women)	4.4
Hormonal contraception use (%) (pill, injectable or implant), among women	28.9
HIV prevalence (%), adults (15-49 years)	-

Table 5. Sexual behaviour

MEN	
Percentage of 15-year-old who have had sexual intercourse	11.7
Range of median age at first sexual intercourse	17.9
WOMEN	
Percentage of 15-year-old who have had sexual intercourse	9.7
Range of median age at first sexual intercourse	17.8

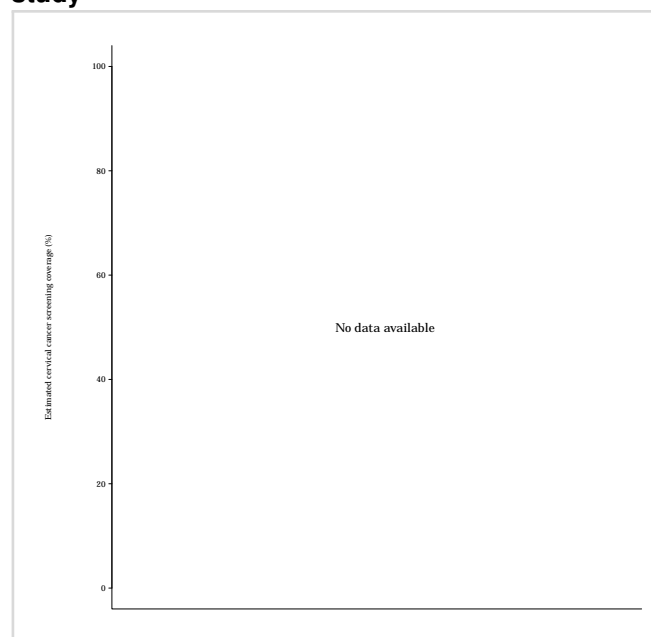
Table 6. HPV vaccine introduction

HPV vaccination programme	National program
Date of HPV vaccination routine immunization programme start	2016

Table 7. Cervical screening practices and recommendations

Cervical cancer screening coverage, % (age and screening interval, reference)	-
Screening ages (years)	-
Screening interval (years) or frequency of screens	-

Figure 2. Estimated coverage of cervical cancer screening in Sao Tome & Principe, by age and study



^a Proportion of women in the total sample of the mentioned age range in the country or region that reported having a Pap smear during a given time period (e.g., last year, last 2, 3, 5 years or ever).

Contact information:

ICO/IARC HPV Information Centre
 Institut Català d'Oncologia
 Avda. Gran Via de l'Hospitalet, 199-203
 08908 L'Hospitalet de Llobregat (Barcelona, Spain)
 info@hpvcentre.net
www.hpvcentre.net