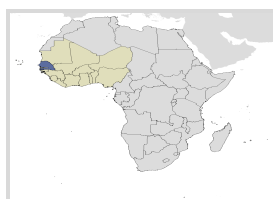


Senegal

Human Papillomavirus and Related Cancers, Fact Sheet 2017 (2017-04-19)



I. Key data on HPV and HPV-related cancers



Senegal has a population of 4.43 millions women ages 15 years and older who are at risk of developing cervical cancer. Current estimates indicate that every year 1482 women are diagnosed with cervical cancer and 858 die from

the disease. Cervical cancer ranks as the 1st most frequent cancer among women in Senegal and the 1st most frequent cancer among women between 15 and 44 years of age. About 2.3% of women in the general population are estimated to harbour cervical HPV-16/18 infection at a given time, and 44.7% of invasive cervical cancers are attributed to HPVs 16 or 18.

Table 1. Crude incidence rates of HPV-related cancers

	Male	Female
Cervical cancer	-	22.4
Anal cancer	-	-
Vulva cancer	-	-
Vaginal cancer	-	-
Penile cancer	0.2	-
Pharynx (excluding nasopharynx)	0.3	0.2

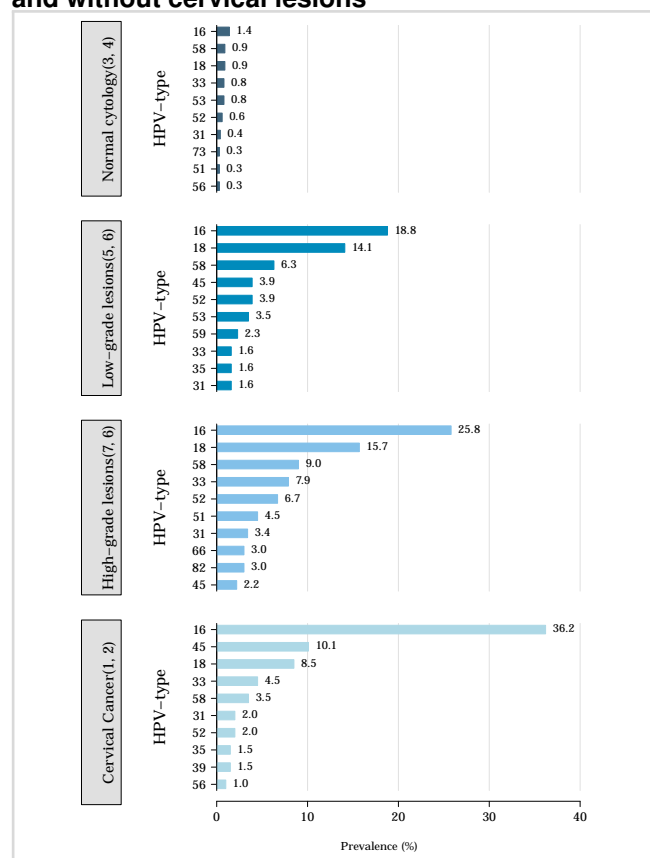
Table 2. Burden of cervical cancer

	Incidence	Mortality
Annual number of new cases/deaths	1482	858
Crude rate	22.4	13.0
Age-standardized rate	41.4	26.3
Cumulative risk 0-74 years (%)	4.5	3.0
Ranking of cervical cancer (all years)	1st	1st
Ranking of cervical cancer (15-44 years)	1st	1st

Table 3. Burden of cervical HPV infection Senegal

	No. Tested	% (95% CI)
HPV prevalence in women with normal cytology	1797	12.6 (11.2-14.2)
HPV 16/18 prevalence:		
Normal cytology	1797	2.3 (1.7-3.1)
Low-grade cervical lesions	128	32.8 (25.3-41.3)
High-grade cervical lesions	89	41.6 (31.9-52.0)
Cervical cancer	199	44.7 (38.0-51.7)

Figure 1. Comparison of the ten most frequent HPV oncogenic types in Senegal among women with and without cervical lesions



Senegal

Human Papillomavirus and Related Cancers, Fact Sheet 2017 (2017-04-19)



II. Complementary data on cervical cancer prevention

Table 4. Factors contributing to cervical cancer (co-factors)

Smoking prevalence (%), women	0.8
Total fertility rate (live births per women)	5.0
Hormonal contraception use (%) (pill, injectable or implant), among women	14.0
HIV prevalence (%), adults (15-49 years)	0.5 [0.4 - 0.6]

Table 5. Sexual behaviour

MEN	
Percentage of 15-year-old who have had sexual intercourse	13
Range of median age at first sexual intercourse	19.1-23.9
WOMEN	
Percentage of 15-year-old who have had sexual intercourse	9
Range of median age at first sexual intercourse	17.0-20.0

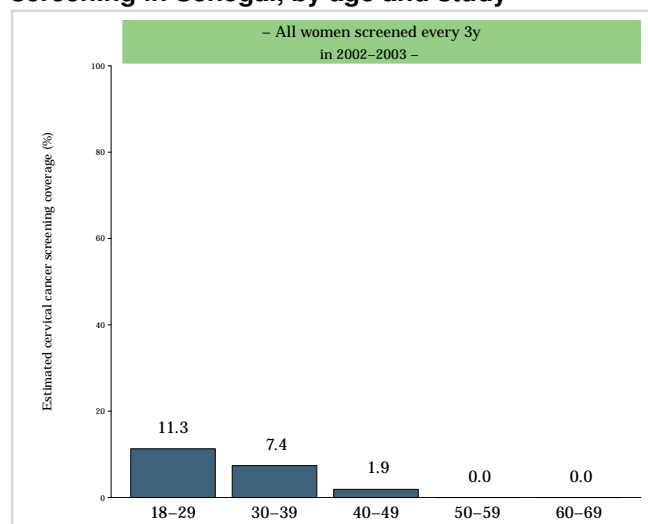
Table 6. HPV vaccine introduction

HPV vaccination programme	Pilot program
Date of HPV vaccination routine immunization programme start	-
HPV vaccination target age for routine immunization	-
Full course HPV vaccination coverage for routine immunization:	
% (calendar year)	-

Table 7. Cervical screening practices and recommendations

Cervical cancer screening coverage, % (age and screening interval, reference)	10.9% (All women aged 25-64 screened every 3y, WHS 2003 Senegal)
Screening ages (years)	25-65 (cytology)
Screening interval (years) or frequency of screens	2 year

Figure 2. Estimated coverage of cervical cancer screening in Senegal, by age and study



Contact information:

ICO HPV Information Centre
 Institut Català d'Oncologia
 Avda. Gran Via de l'Hospitalet, 199-203
 08908 L'Hospitalet de Llobregat (Barcelona, Spain)
 e-mail: info@hpvcentre.net
 internet address: www.hpvcentre.net