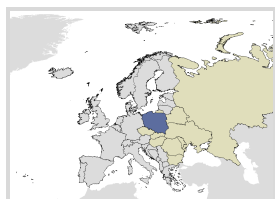


# Poland

## Human Papillomavirus and Related Cancers, Fact Sheet 2017 (2017-07-27)



### I. Key data on HPV and HPV-related cancers



Poland has a population of 17.13 millions women ages 15 years and older who are at risk of developing cervical cancer. Current estimates indicate that every year 3513 women are diagnosed with cervical cancer and 1858 die from

the disease. Cervical cancer ranks as the 6th most frequent cancer among women in Poland and the 2nd most frequent cancer among women between 15 and 44 years of age. About 3.4% of women in the general population are estimated to harbour cervical HPV-16/18 infection at a given time, and 88.1% of invasive cervical cancers are attributed to HPVs 16 or 18.

**Table 1. Crude incidence rates of HPV-related cancers**

	Male	Female
Cervical cancer	-	17.7
Anal cancer	0.3-0.8	0.5-1.5
Vulva cancer	-	2.0-2.6
Vaginal cancer	-	0.2-0.7
Penile cancer	0.9-1.5	-
Pharynx (excluding nasopharynx)	6.8	1.2

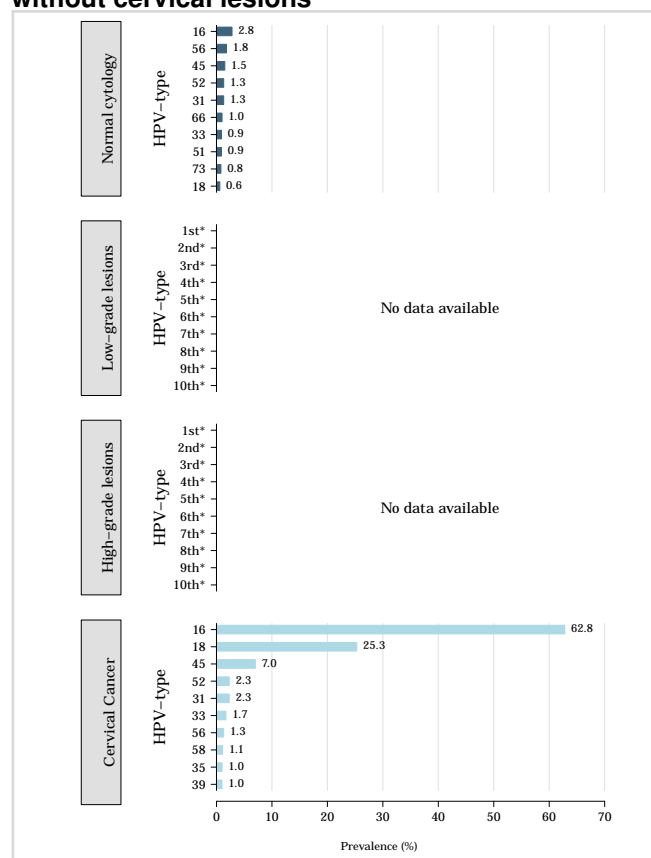
**Table 2. Burden of cervical cancer**

	Incidence	Mortality
Annual number of new cases/deaths	3513	1858
Crude rate	17.7	9.4
Age-standardized rate	12.2	5.4
Cumulative risk 0-74 years (%)	1.2	0.6
Ranking of cervical cancer (all years)	6th	6th
Ranking of cervical cancer (15-44 years)	2nd	2nd

**Table 3. Burden of cervical HPV infection Poland**

	No. Tested	% (95% CI)
HPV prevalence in women with normal cytology	799	14.4 (12.1-17.0)
HPV 16/18 prevalence:		
Normal cytology	799	3.4 (2.3-4.9)
Low-grade cervical lesions	-	--
High-grade cervical lesions	-	--
Cervical cancer	1010	88.1 (86.0-90.0)

**Figure 1. Comparison of the ten most frequent HPV oncogenic types in Poland among women with and without cervical lesions**



\*No data available. No more types than shown were tested or were positive.

# Poland

## Human Papillomavirus and Related Cancers, Fact Sheet 2017 (2017-07-27)

### II. Complementary data on cervical cancer prevention

**Table 4. Factors contributing to cervical cancer (co-factors)**

Smoking prevalence (%), women	25.2 [19.6-30.8]
Total fertility rate (live births per women)	1.3
Hormonal contraception use (%) (pill, injectable or implant), among women	3.4
HIV prevalence (%), adults (15-49 years)	-

**Table 5. Sexual behaviour**

MEN	
Percentage of 15-year-old who have had sexual intercourse	16
Range of median age at first sexual intercourse	17.0
WOMEN	
Percentage of 15-year-old who have had sexual intercourse	18
Range of median age at first sexual intercourse	18.0-18.7

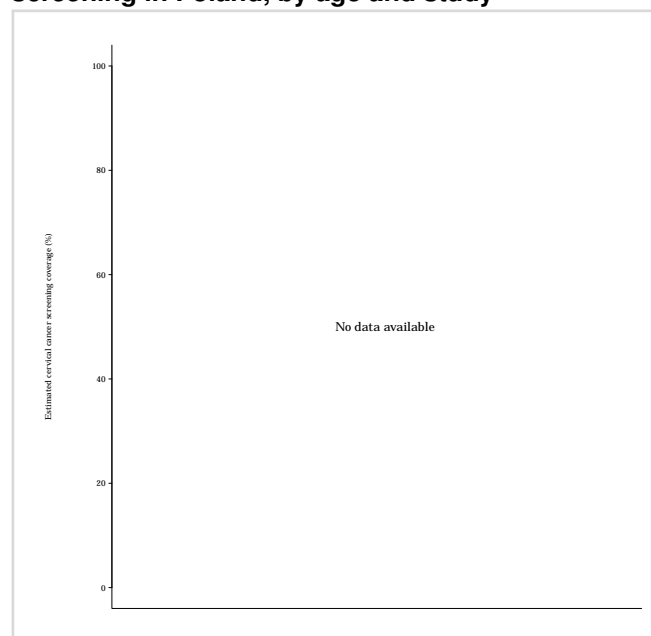
**Table 6. HPV vaccine introduction**

HPV vaccination programme	No program
Date of HPV vaccination routine immunization programme start	-

**Table 7. Cervical screening practices and recommendations**

Cervical cancer screening coverage, % (age and screening interval, reference)	21.2% (All women aged 25-59 screened every 3y, Nowakowski 2015)
Screening ages (years)	25-59
Screening interval (years) or frequency of screens	3 years

**Figure 2. Estimated coverage of cervical cancer screening in Poland, by age and study**



<sup>a</sup> Proportion of women in the total sample of the mentioned age range in the country or region that reported having a Pap smear during a given time period (e.g., last year, last 2, 3, 5 years or ever).

#### Contact information:

ICO/IARC HPV Information Centre  
 Institut Català d'Oncologia  
 Avda. Gran Via de l'Hospitalet, 199-203  
 08908 L'Hospitalet de Llobregat (Barcelona, Spain)  
[info@hpvcentre.net](mailto:info@hpvcentre.net)  
[www.hpvcentre.net](http://www.hpvcentre.net)