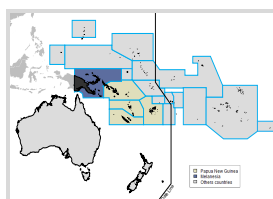


# Papua New Guinea

## Human Papillomavirus and Related Cancers, Fact Sheet 2017 (2017-07-27)



### I. Key data on HPV and HPV-related cancers



Papua New Guinea has a population of 2.37 millions women ages 15 years and older who are at risk of developing cervical cancer. Current estimates indicate that every year 938 women are diagnosed with cervical cancer and

546 die from the disease. Cervical cancer ranks as the 1st most frequent cancer among women in Papua New Guinea and the 1st most frequent cancer among women between 15 and 44 years of age. Data is not yet available on the HPV burden in the general population of Papua New Guinea. However, in Melanesia, the region Papua New Guinea belongs to, about 7.7% of women in the general population are estimated to harbour cervical HPV-16/18 infection at a given time, and 82.9% of invasive cervical cancers are attributed to HPV types 16 or 18.

**Table 1. Crude incidence rates of HPV-related cancers**

	Male	Female
Cervical cancer	-	26.7
Anal cancer	-	-
Vulva cancer	-	-
Vaginal cancer	-	-
Penile cancer	-	-
Pharynx (excluding nasopharynx)	1.7	0.4

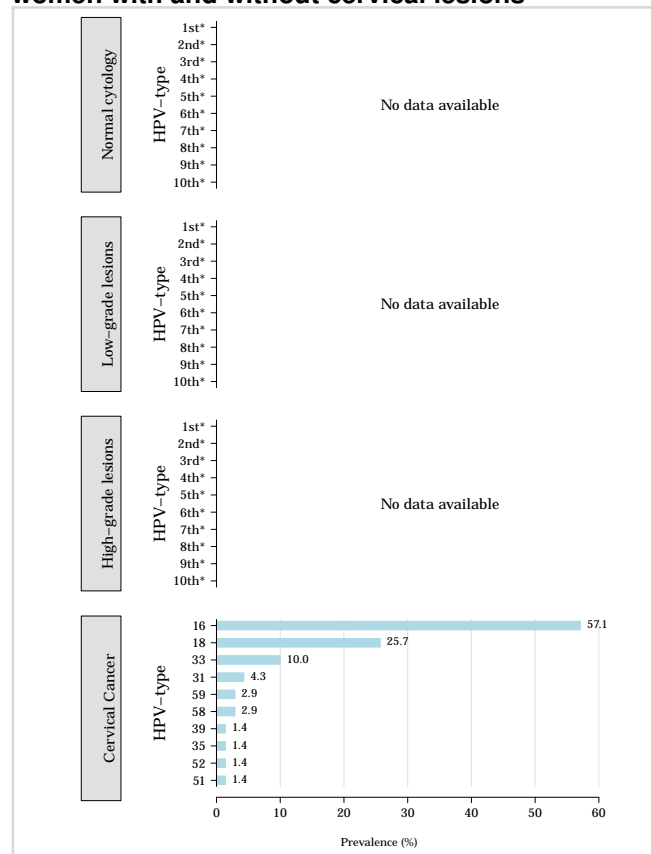
**Table 2. Burden of cervical cancer**

	Incidence	Mortality
Annual number of new cases/deaths	938	546
Crude rate	26.7	15.5
Age-standardized rate	34.5	21.7
Cumulative risk 0-74 years (%)	3.2	2.2
Ranking of cervical cancer (all years)	1st	1st
Ranking of cervical cancer (15-44 years)	1st	6th

**Table 3. Burden of cervical HPV infection Papua New Guinea**

	No. Tested	% (95% CI)
HPV prevalence in women with normal cytology	-	--
HPV 16/18 prevalence:		
Normal cytology	-	--
Low-grade cervical lesions	-	--
High-grade cervical lesions	-	--
Cervical cancer	70	82.9 (72.4-89.9)

**Figure 1. Comparison of the ten most frequent HPV oncogenic types in Papua New Guinea among women with and without cervical lesions**



\*No data available. No more types than shown were tested or were positive.

# Papua New Guinea

## Human Papillomavirus and Related Cancers, Fact Sheet 2017 (2017-07-27)



### II. Complementary data on cervical cancer prevention

**Table 4. Factors contributing to cervical cancer (co-factors)**

Smoking prevalence (%), women	-
Total fertility rate (live births per women)	4.4
Hormonal contraception use (%) (pill, injectable or implant), among women	13.7
HIV prevalence (%), adults (15-49 years)	0.8 [0.7 - 0.9]

**Table 5. Sexual behaviour**

MEN	
Percentage of 15-year-old who have had sexual intercourse	-
Range of median age at first sexual intercourse	-
WOMEN	
Percentage of 15-year-old who have had sexual intercourse	-
Range of median age at first sexual intercourse	-


**Table 6. HPV vaccine introduction**

HPV vaccination programme	Pilot
Date of HPV vaccination routine immunization programme start	-

**Table 7. Cervical screening practices and recommendations**

Cervical cancer screening coverage, % (age and screening interval, reference)	-
Screening ages (years)	-
Screening interval (years) or frequency of screens	-

**Figure 2. Estimated coverage of cervical cancer screening in Papua New Guinea, by age and study**



<sup>a</sup> Proportion of women in the total sample of the mentioned age range in the country or region that reported having a Pap smear during a given time period (e.g., last year, last 2, 3, 5 years or ever).

#### Contact information:

ICO HPV Information Centre  
 Institut Català d'Oncologia  
 Avda. Gran Via de l'Hospitalet, 199-203  
 08908 L'Hospitalet de Llobregat (Barcelona, Spain)  
[info@hpvcentre.net](mailto:info@hpvcentre.net)  
[www.hpvcentre.net](http://www.hpvcentre.net)