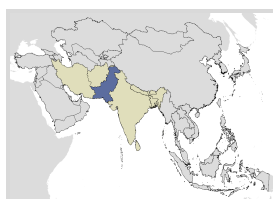


Pakistan

Human Papillomavirus and Related Cancers, Fact Sheet 2017 (2017-04-19)



I. Key data on HPV and HPV-related cancers



Pakistan has a population of 60.06 millions women ages 15 years and older who are at risk of developing cervical cancer. Current estimates indicate that every year 5233 women are diagnosed with cervical cancer and 2876 die from

the disease. Cervical cancer ranks as the 3rd most frequent cancer among women in Pakistan and the 2nd most frequent cancer among women between 15 and 44 years of age. About 0.5% of women in the general population are estimated to harbour cervical HPV-16/18 infection at a given time, and 88.1% of invasive cervical cancers are attributed to HPVs 16 or 18.

Table 1. Crude incidence rates of HPV-related cancers

	Male	Female
Cervical cancer	-	5.9
Anal cancer	0.4	0.2
Vulva cancer	-	0.1
Vaginal cancer	-	0.2
Penile cancer	0.0	-
Pharynx (excluding nasopharynx)	2.0	1.0

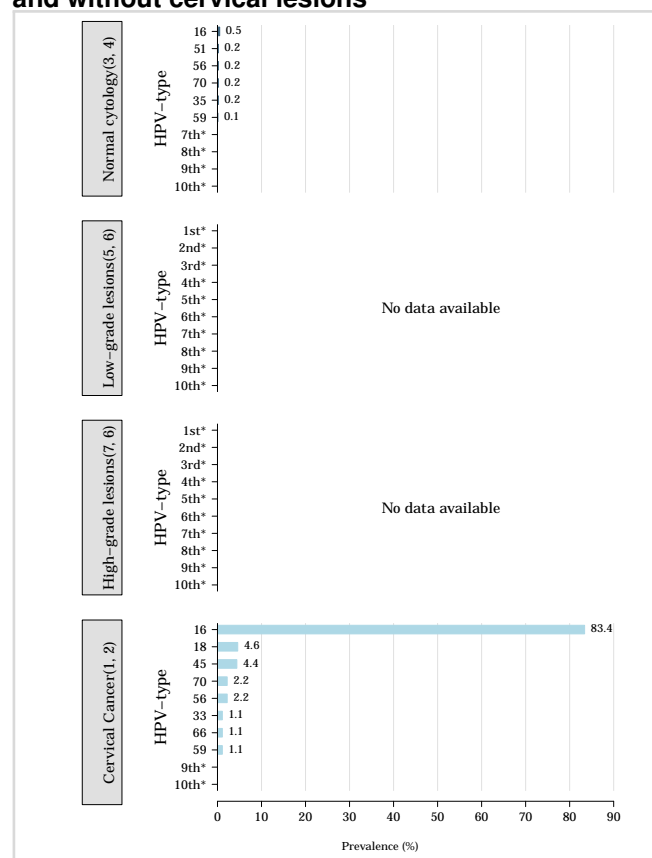
Table 2. Burden of cervical cancer

	Incidence	Mortality
Annual number of new cases/deaths	5233	2876
Crude rate	5.9	3.2
Age-standardized rate	7.9	4.7
Cumulative risk 0-74 years (%)	0.8	0.5
Ranking of cervical cancer (all years)	3rd	3rd
Ranking of cervical cancer (15-44 years)	2nd	5th

Table 3. Burden of cervical HPV infection Pakistan

	No. Tested	% (95% CI)
HPV prevalence in women with normal cytology	877	2.2 (1.4-3.4)
HPV 16/18 prevalence:		
Normal cytology	877	0.5 (0.2-1.2)
Low-grade cervical lesions	-	--
High-grade cervical lesions	-	--
Cervical cancer	151	88.1 (81.9-92.3)

Figure 1. Comparison of the ten most frequent HPV oncogenic types in Pakistan among women with and without cervical lesions



Pakistan

Human Papillomavirus and Related Cancers, Fact Sheet 2017 (2017-04-19)



II. Complementary data on cervical cancer prevention

Table 4. Factors contributing to cervical cancer (co-factors)

Smoking prevalence (%), women	3.4
Total fertility rate (live births per women)	3.7
Hormonal contraception use (%) (pill, injectable or implant), among women	4.4
HIV prevalence (%), adults (15-49 years)	<0.1 [$<0.1 - 0.2$]

Table 5. Sexual behaviour

MEN	
Percentage of 15-year-old who have had sexual intercourse	-
Range of median age at first sexual intercourse	-
WOMEN	
Percentage of 15-year-old who have had sexual intercourse	-
Range of median age at first sexual intercourse	-

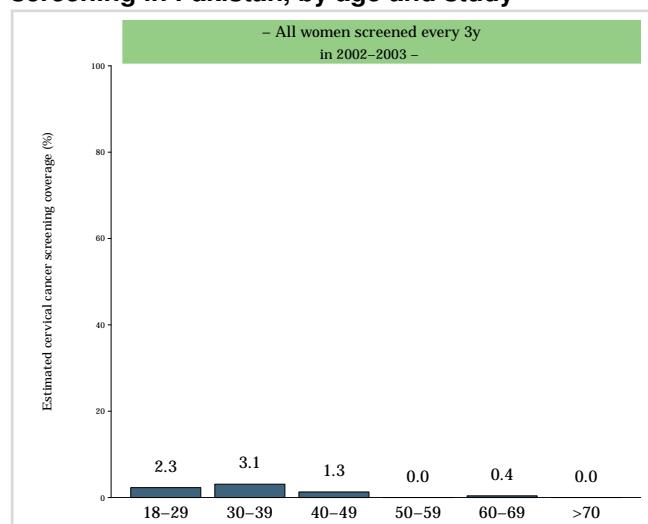
Table 6. HPV vaccine introduction

HPV vaccination programme	No Program
Date of HPV vaccination routine immunization programme start	-
HPV vaccination target age for routine immunization	-
Full course HPV vaccination coverage for routine immunization:	
% (calendar year)	-

Table 7. Cervical screening practices and recommendations

Cervical cancer screening coverage, % (age and screening interval, reference)	2.3% (All women aged 25-64 screened every 3y, WHS 2003 Pakistan)
Screening ages (years)	30-60
Screening interval (years) or frequency of screens	5 years

Figure 2. Estimated coverage of cervical cancer screening in Pakistan, by age and study



Contact information:

ICO HPV Information Centre
 Institut Català d'Oncologia
 Avda. Gran Via de l'Hospitalet, 199-203
 08908 L'Hospitalet de Llobregat (Barcelona, Spain)
 e-mail: info@hpvcentre.net
 internet adress: www.hpvcentre.net