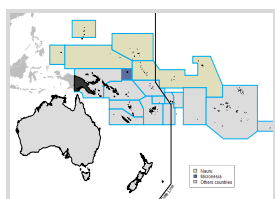


# Nauru

## Human Papillomavirus and Related Cancers, Fact Sheet 2017 (2017-07-27)

### I. Key data on HPV and HPV-related cancers



Nauru has a population of 3,291 women ages 15 years and older who are at risk of developing cervical cancer. Data is not yet available on the HPV burden in the general population of Nauru. However, in Oceania about 8.3%

of women in the general population are estimated to harbour cervical HPV-16/18 infection at a given time, and 76.6% of invasive cervical cancers are attributed to HPVs 16 or 18.

**Table 1. Crude incidence rates of HPV-related cancers**

	Male	Female
Cervical cancer	-	-
Anal cancer	-	-
Vulva cancer	-	-
Vaginal cancer	-	-
Penile cancer	-	-
Pharynx (excluding nasopharynx)	-	-

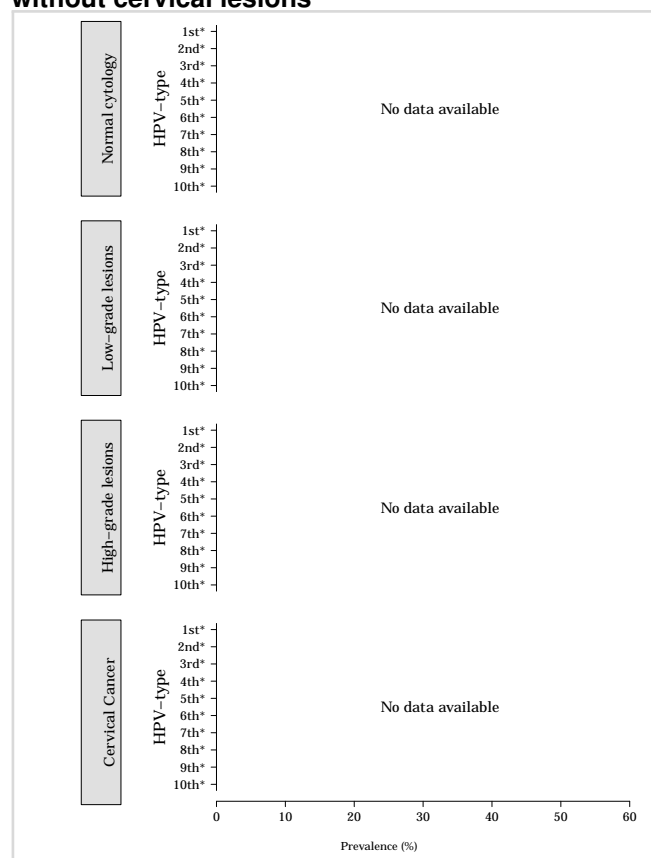
**Table 2. Burden of cervical cancer**

	Incidence	Mortality
Annual number of new cases/deaths	-	-
Crude rate	-	-
Age-standardized rate	-	-
Cumulative risk 0-74 years (%)	-	-
Ranking of cervical cancer (all years)	-	-
Ranking of cervical cancer (15-44 years)	-	-

**Table 3. Burden of cervical HPV infection Nauru**

	No. Tested	% (95% CI)
HPV prevalence in women with normal cytology	-	--
HPV 16/18 prevalence:		
Normal cytology	-	--
Low-grade cervical lesions	-	--
High-grade cervical lesions	-	--
Cervical cancer	-	--

**Figure 1. Comparison of the ten most frequent HPV oncogenic types in Nauru among women with and without cervical lesions**



\*No data available. No more types than shown were tested or were positive.

# Nauru

## Human Papillomavirus and Related Cancers, Fact Sheet 2017 (2017-07-27)

### II. Complementary data on cervical cancer prevention

**Table 4. Factors contributing to cervical cancer (co-factors)**

Smoking prevalence (%), women	53.5 [31.2-80.4]
Total fertility rate (live births per women)	-
Hormonal contraception use (%) (pill, injectable or implant), among women	2.9
HIV prevalence (%), adults (15-49 years)	-

**Table 5. Sexual behaviour**

MEN	
Percentage of 15-year-old who have had sexual intercourse	-
Range of median age at first sexual intercourse	-
WOMEN	
Percentage of 15-year-old who have had sexual intercourse	-
Range of median age at first sexual intercourse	-

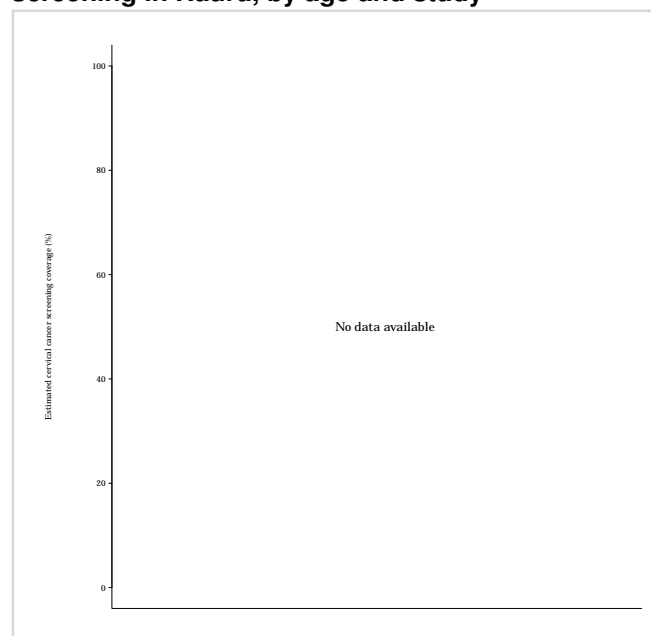
**Table 6. HPV vaccine introduction**

HPV vaccination programme	No program
Date of HPV vaccination routine immunization programme start	-

**Table 7. Cervical screening practices and recommendations**

Cervical cancer screening coverage, % (age and screening interval, reference)	-
Screening ages (years)	-
Screening interval (years) or frequency of screens	-

**Figure 2. Estimated coverage of cervical cancer screening in Nauru, by age and study**



<sup>a</sup> Proportion of women in the total sample of the mentioned age range in the country or region that reported having a Pap smear during a given time period (e.g., last year, last 2, 3, 5 years or ever).

#### Contact information:

ICO/IARC HPV Information Centre  
 Institut Català d'Oncologia  
 Avda. Gran Via de l'Hospitalet, 199-203  
 08908 L'Hospitalet de Llobregat (Barcelona, Spain)  
[info@hpvcentre.net](mailto:info@hpvcentre.net)  
[www.hpvcentre.net](http://www.hpvcentre.net)