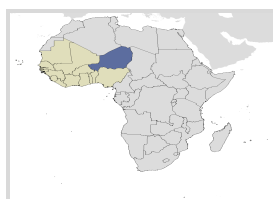


Niger

Human Papillomavirus and Related Cancers, Fact Sheet 2017 (2017-07-27)



I. Key data on HPV and HPV-related cancers



Niger has a population of 4.96 millions women ages 15 years and older who are at risk of developing cervical cancer. Current estimates indicate that every year 395 women are diagnosed with cervical cancer and 302 die from the

disease. Cervical cancer ranks as the 2nd most frequent cancer among women in Niger and the 2nd most frequent cancer among women between 15 and 44 years of age. Data is not yet available on the HPV burden in the general population of Niger. However, in Western Africa, the region Niger belongs to, about 4.3% of women in the general population are estimated to harbour cervical HPV-16/18 infection at a given time, and 55.6% of invasive cervical cancers are attributed to HPV types 16 or 18.

Table 1. Crude incidence rates of HPV-related cancers

	Male	Female
Cervical cancer	-	4.8
Anal cancer	-	-
Vulva cancer	-	-
Vaginal cancer	-	-
Penile cancer	-	-
Pharynx (excluding nasopharynx)	0.4	0.2

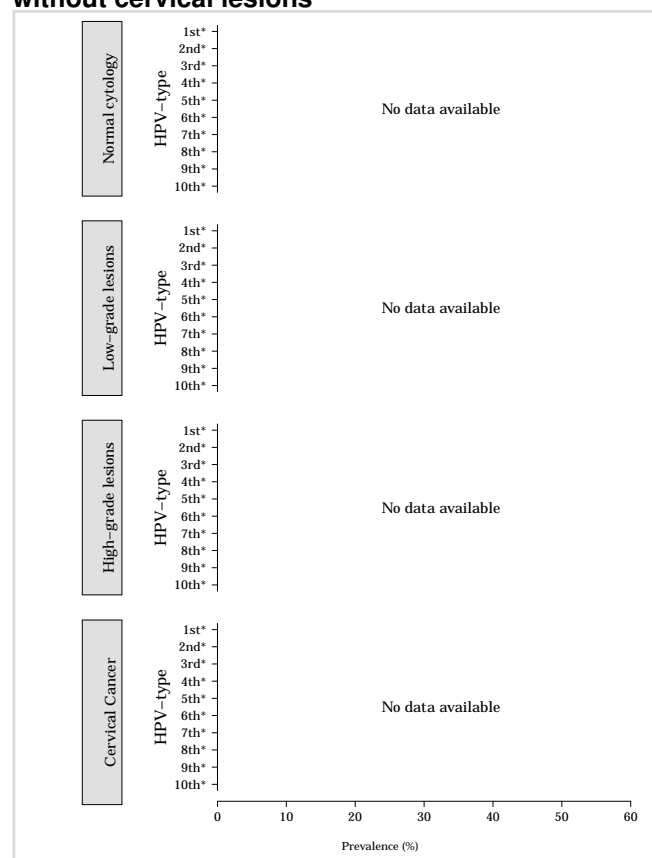
Table 2. Burden of cervical cancer

	Incidence	Mortality
Annual number of new cases/deaths	395	302
Crude rate	4.8	3.7
Age-standardized rate	8.6	7.1
Cumulative risk 0-74 years (%)	1.0	0.8
Ranking of cervical cancer (all years)	2nd	2nd
Ranking of cervical cancer (15-44 years)	2nd	1st

Table 3. Burden of cervical HPV infection Niger

	No. Tested	% (95% CI)
HPV prevalence in women with normal cytology	-	--
HPV 16/18 prevalence:		
Normal cytology	-	--
Low-grade cervical lesions	-	--
High-grade cervical lesions	-	--
Cervical cancer	-	--

Figure 1. Comparison of the ten most frequent HPV oncogenic types in Niger among women with and without cervical lesions



*No data available. No more types than shown were tested or were positive.

Niger

Human Papillomavirus and Related Cancers, Fact Sheet 2017 (2017-07-27)



II. Complementary data on cervical cancer prevention

Table 4. Factors contributing to cervical cancer (co-factors)

Smoking prevalence (%), women	0.2 [0.1-0.4]
Total fertility rate (live births per women)	7.6
Hormonal contraception use (%) (pill, injectable or implant), among women	8.0
HIV prevalence (%), adults (15-49 years)	0.5 [0.4 - 0.5]

Table 5. Sexual behaviour

MEN	
Percentage of 15-year-old who have had sexual intercourse	5
Range of median age at first sexual intercourse	22.6-25.6
WOMEN	
Percentage of 15-year-old who have had sexual intercourse	26
Range of median age at first sexual intercourse	15.6-18.2

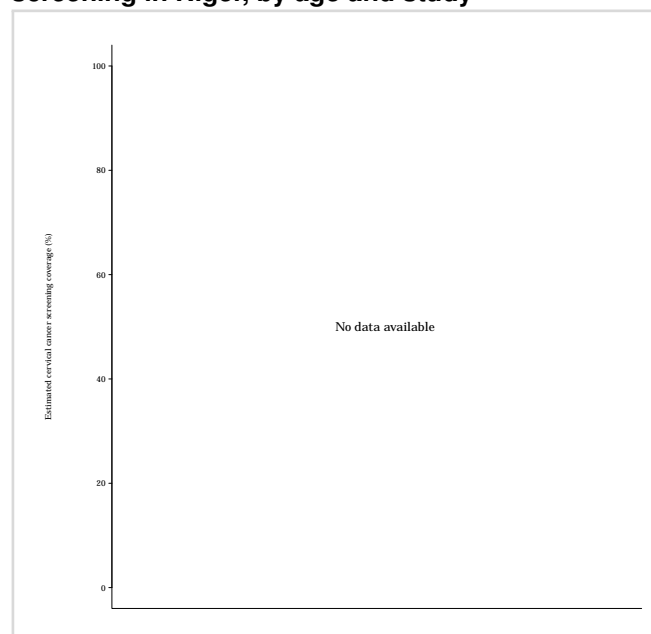
Table 6. HPV vaccine introduction

HPV vaccination programme	Pilot
Date of HPV vaccination routine immunization programme start	-

Table 7. Cervical screening practices and recommendations

Cervical cancer screening coverage, % (age and screening interval, reference)	0.8% (All women aged 15-49 screened every 5y, Statistical Yearbook 2010-2014 Niger)
Screening ages (years)	-
Screening interval (years) or frequency of screens	-

Figure 2. Estimated coverage of cervical cancer screening in Niger, by age and study



^a Proportion of women in the total sample of the mentioned age range in the country or region that reported having a Pap smear during a given time period (e.g., last year, last 2, 3, 5 years or ever).

Contact information:

ICO HPV Information Centre
 Institut Català d'Oncologia
 Avda. Gran Via de l'Hospitalet, 199-203
 08908 L'Hospitalet de Llobregat (Barcelona, Spain)
 info@hpvcentre.net
www.hpvcentre.net