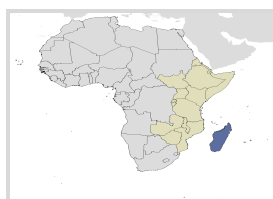


Madagascar

Human Papillomavirus and Related Cancers, Fact Sheet 2017 (2017-07-27)



I. Key data on HPV and HPV-related cancers



Madagascar has a population of 7.14 millions women ages 15 years and older who are at risk of developing cervical cancer. Current estimates indicate that every year 3194 women are diagnosed with cervical cancer and 1804 die

from the disease. Cervical cancer ranks as the 1st most frequent cancer among women in Madagascar and the 1st most frequent cancer among women between 15 and 44 years of age. Data is not yet available on the HPV burden in the general population of Madagascar. However, in Eastern Africa, the region Madagascar belongs to, about 4.8% of women in the general population are estimated to harbour cervical HPV-16/18 infection at a given time, and 67.9% of invasive cervical cancers are attributed to HPVs 16 or 18.

Table 1. Crude incidence rates of HPV-related cancers

	Male	Female
Cervical cancer	-	29.0
Anal cancer	-	-
Vulva cancer	-	-
Vaginal cancer	-	-
Penile cancer	-	-
Pharynx (excluding nasopharynx)	1.9	0.4

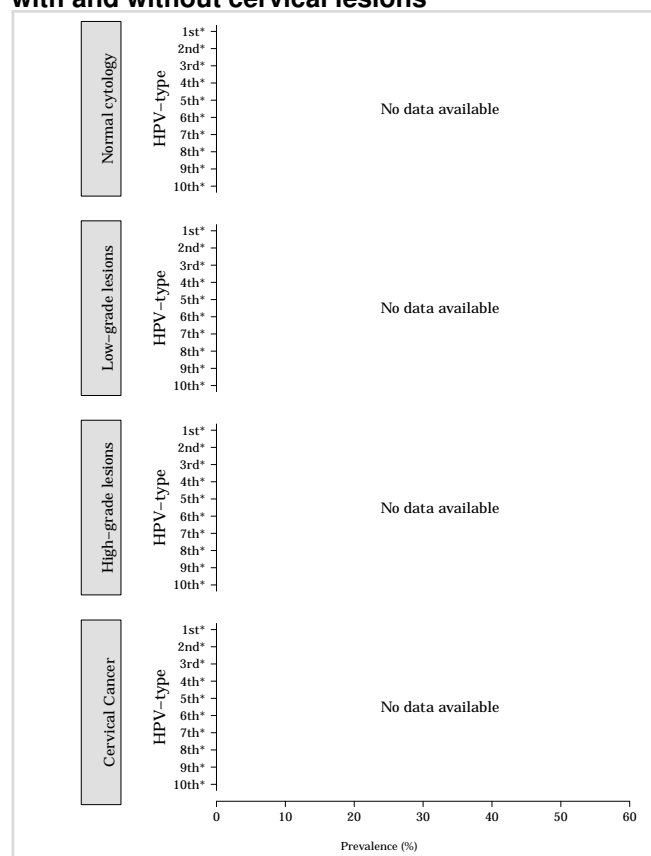
Table 2. Burden of cervical cancer

	Incidence	Mortality
Annual number of new cases/deaths	3194	1804
Crude rate	29.0	16.4
Age-standardized rate	44.6	26.8
Cumulative risk 0-74 years (%)	4.7	3.0
Ranking of cervical cancer (all years)	1st	1st
Ranking of cervical cancer (15-44 years)	1st	3rd

Table 3. Burden of cervical HPV infection Madagascar

	No. Tested	% (95% CI)
HPV prevalence in women with normal cytology	-	--
HPV 16/18 prevalence:		
Normal cytology	-	--
Low-grade cervical lesions	-	--
High-grade cervical lesions	-	--
Cervical cancer	-	--

Figure 1. Comparison of the ten most frequent HPV oncogenic types in Madagascar among women with and without cervical lesions



*No data available. No more types than shown were tested or were positive.

Madagascar

Human Papillomavirus and Related Cancers, Fact Sheet 2017 (2017-07-27)



II. Complementary data on cervical cancer prevention

Table 4. Factors contributing to cervical cancer (co-factors)

Smoking prevalence (%), women	-
Total fertility rate (live births per women)	4.8
Hormonal contraception use (%) (pill, injectable or implant), among women	25.4
HIV prevalence (%), adults (15-49 years)	0.4 [0.3 - 0.4]

Table 5. Sexual behaviour

MEN	
Percentage of 15-year-old who have had sexual intercourse	8
Range of median age at first sexual intercourse	17.8-18.5
WOMEN	
Percentage of 15-year-old who have had sexual intercourse	17
Range of median age at first sexual intercourse	17.1-18.3


Table 6. HPV vaccine introduction

HPV vaccination programme	Pilot
Date of HPV vaccination routine immunization programme start	-

Table 7. Cervical screening practices and recommendations

Cervical cancer screening coverage, % (age and screening interval, reference)	0.1% (women aged 35-59 screened every 1y, Vololonantenaina 2003)
Screening ages (years)	30-50
Screening interval (years) or frequency of screens	3-5 years

Figure 2. Estimated coverage of cervical cancer screening in Madagascar, by age and study



^a Proportion of women in the total sample of the mentioned age range in the country or region that reported having a Pap smear during a given time period (e.g., last year, last 2, 3, 5 years or ever).

Contact information:

ICO HPV Information Centre
 Institut Català d'Oncologia
 Avda. Gran Via de l'Hospitalet, 199-203
 08908 L'Hospitalet de Llobregat (Barcelona, Spain)
 info@hpvcentre.net
www.hpvcentre.net