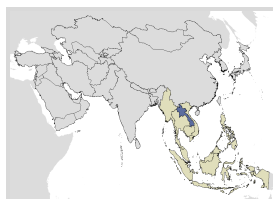


# Laos

## Human Papillomavirus and Related Cancers, Fact Sheet 2017 (2017-07-27)



### I. Key data on HPV and HPV-related cancers



Laos has a population of 2.26 millions women ages 15 years and older who are at risk of developing cervical cancer. Current estimates indicate that every year 314 women are diagnosed with cervical cancer and 168 die from the

disease. Cervical cancer ranks as the 3rd most frequent cancer among women in Laos and the 2nd most frequent cancer among women between 15 and 44 years of age. Data is not yet available on the HPV burden in the general population of Laos. However, in South-Eastern Asia, the region Laos belongs to, about 3.0% of women in the general population are estimated to harbour cervical HPV-16/18 infection at a given time, and 70.4% of invasive cervical cancers are attributed to HPVs 16 or 18.

**Table 1. Crude incidence rates of HPV-related cancers**

	Male	Female
Cervical cancer	-	9.8
Anal cancer	-	-
Vulva cancer	-	-
Vaginal cancer	-	-
Penile cancer	-	-
Pharynx (excluding nasopharynx)	0.7	0.2

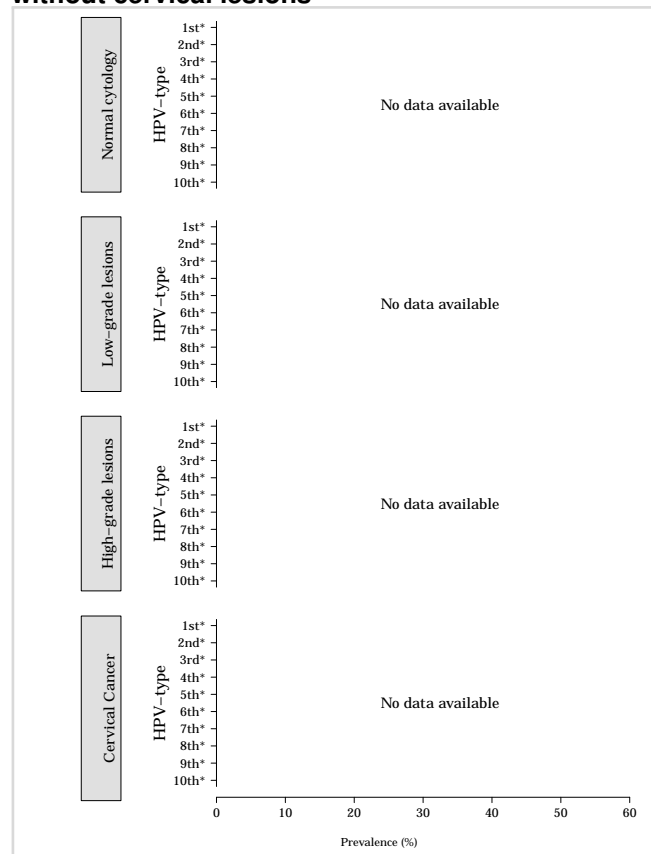
**Table 2. Burden of cervical cancer**

	Incidence	Mortality
Annual number of new cases/deaths	314	168
Crude rate	9.8	5.3
Age-standardized rate	12.5	7.4
Cumulative risk 0-74 years (%)	1.3	0.8
Ranking of cervical cancer (all years)	3rd	3rd
Ranking of cervical cancer (15-44 years)	2nd	3rd

**Table 3. Burden of cervical HPV infection Laos**

	No. Tested	% (95% CI)
HPV prevalence in women with normal cytology	-	--
HPV 16/18 prevalence:		
Normal cytology	-	--
Low-grade cervical lesions	-	--
High-grade cervical lesions	-	--
Cervical cancer	-	--

**Figure 1. Comparison of the ten most frequent HPV oncogenic types in Laos among women with and without cervical lesions**



\*No data available. No more types than shown were tested or were positive.

# Laos

## Human Papillomavirus and Related Cancers, Fact Sheet 2017 (2017-07-27)



### II. Complementary data on cervical cancer prevention

**Table 4. Factors contributing to cervical cancer (co-factors)**

Smoking prevalence (%), women	10.1 [7.6-13.4]
Total fertility rate (live births per women)	3.2
Hormonal contraception use (%) (pill, injectable or implant), among women	34.9
HIV prevalence (%), adults (15-49 years)	-

**Table 5. Sexual behaviour**

<b>MEN</b>	
Percentage of 15-year-old who have had sexual intercourse	-
Range of median age at first sexual intercourse	-
<b>WOMEN</b>	
Percentage of 15-year-old who have had sexual intercourse	-
Range of median age at first sexual intercourse	-

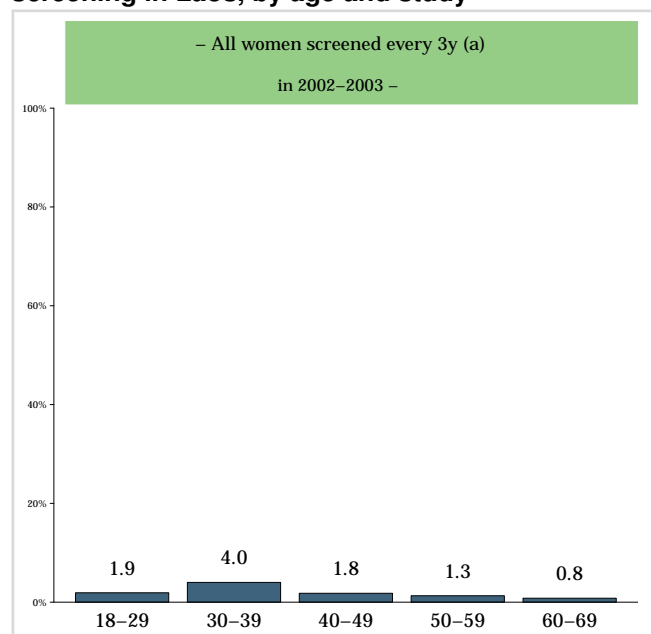
**Table 6. HPV vaccine introduction**

HPV vaccination programme	Pilot
Date of HPV vaccination routine immunization programme start	-

**Table 7. Cervical screening practices and recommendations**

Cervical cancer screening coverage, % (age and screening interval, reference)	3.2% (All women aged 25-64 screened every 3y, WHS 2003 Lao People's Democratic Republic)
Screening ages (years)	-
Screening interval (years) or frequency of screens	-

**Figure 2. Estimated coverage of cervical cancer screening in Laos, by age and study**



<sup>a</sup> Proportion of women in the total sample of the mentioned age range in the country or region that reported having a Pap smear during a given time period (e.g., last year, last 2, 3, 5 years or ever).

#### Contact information:

ICO HPV Information Centre  
 Institut Català d'Oncologia  
 Avda. Gran Via de l'Hospitalet, 199-203  
 08908 L'Hospitalet de Llobregat (Barcelona, Spain)  
[info@hpvcentre.net](mailto:info@hpvcentre.net)  
[www.hpvcentre.net](http://www.hpvcentre.net)