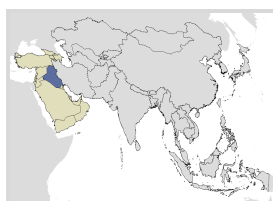


Iraq

Human Papillomavirus and Related Cancers, Fact Sheet 2017 (2017-07-27)

I. Key data on HPV and HPV-related cancers



Iraq has a population of 10.74 millions women ages 15 years and older who are at risk of developing cervical cancer. Current estimates indicate that every year 291 women are diagnosed with cervical cancer and 142 die from the

disease. Cervical cancer ranks as the 12th most frequent cancer among women in Iraq and the 10th most frequent cancer among women between 15 and 44 years of age. Data is not yet available on the HPV burden in the general population of Iraq. However, in Western Asia, the region Iraq belongs to, about 2.3% of women in the general population are estimated to harbour cervical HPV-16/18 infection at a given time, and 72.4% of invasive cervical cancers are attributed to HPVs 16 or 18.

Table 1. Crude incidence rates of HPV-related cancers

	Male	Female
Cervical cancer	-	1.7
Anal cancer	-	-
Vulva cancer	-	-
Vaginal cancer	-	-
Penile cancer	-	-
Pharynx (excluding nasopharynx)	0.4	0.5

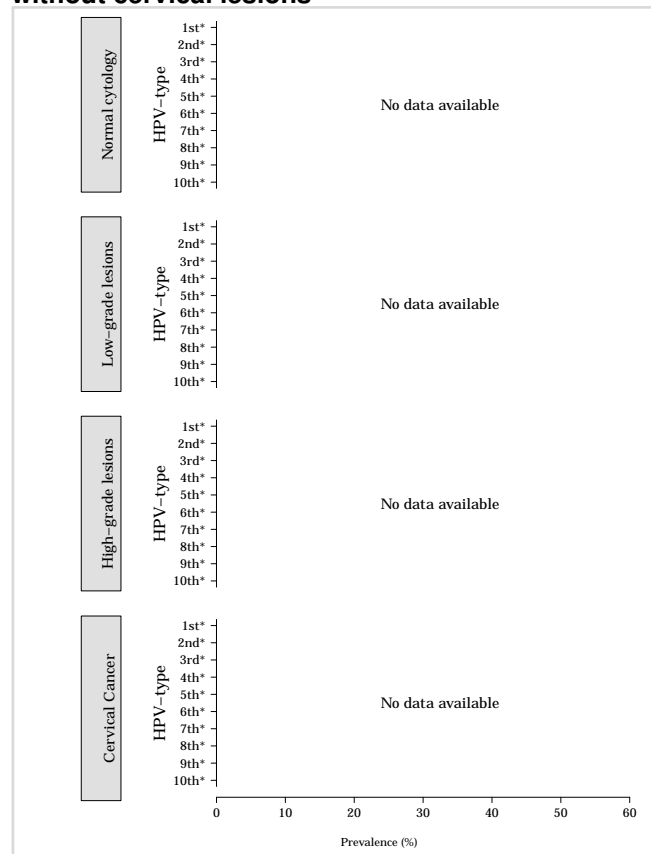
Table 2. Burden of cervical cancer

	Incidence	Mortality
Annual number of new cases/deaths	291	142
Crude rate	1.7	0.8
Age-standardized rate	2.8	1.5
Cumulative risk 0-74 years (%)	0.3	0.2
Ranking of cervical cancer (all years)	12th	13th
Ranking of cervical cancer (15-44 years)	10th	11th

Table 3. Burden of cervical HPV infection Iraq

	No. Tested	% (95% CI)
HPV prevalence in women with normal cytology	-	--
HPV 16/18 prevalence:		
Normal cytology	-	--
Low-grade cervical lesions	-	--
High-grade cervical lesions	-	--
Cervical cancer	-	--

Figure 1. Comparison of the ten most frequent HPV oncogenic types in Iraq among women with and without cervical lesions



Iraq

Human Papillomavirus and Related Cancers, Fact Sheet 2017 (2017-07-27)

II. Complementary data on cervical cancer prevention

Table 4. Factors contributing to cervical cancer (co-factors)

Smoking prevalence (%), women	-
Total fertility rate (live births per women)	4.1
Hormonal contraception use (%) (pill, injectable or implant), among women	19.0
HIV prevalence (%), adults (15-49 years)	-

Table 5. Sexual behaviour

MEN	
Percentage of 15-year-old who have had sexual intercourse	-
Range of median age at first sexual intercourse	-
WOMEN	
Percentage of 15-year-old who have had sexual intercourse	-
Range of median age at first sexual intercourse	-


Table 6. HPV vaccine introduction

HPV vaccination programme	No program
Date of HPV vaccination routine immunization programme start	-

Table 7. Cervical screening practices and recommendations

Cervical cancer screening coverage, % (age and screening interval, reference)	0.9% (Urban women aged ≥ 20 screened every 2y, Saadoon 2014)
Screening ages (years)	Above 20
Screening interval (years) or frequency of screens	-

Figure 2. Estimated coverage of cervical cancer screening in Iraq, by age and study



^a Proportion of women in the total sample of the mentioned age range in the country or region that reported having a Pap smear during a given time period (e.g., last year, last 2, 3, 5 years or ever).

Contact information:

ICO/IARC HPV Information Centre
 Institut Català d'Oncologia
 Avda. Gran Via de l'Hospitalet, 199-203
 08908 L'Hospitalet de Llobregat (Barcelona, Spain)
 info@hpvcentre.net
www.hpvcentre.net