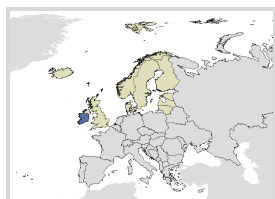


Ireland

Human Papillomavirus and Related Cancers, Fact Sheet 2017 (2017-07-27)

I. Key data on HPV and HPV-related cancers



Ireland has a population of 1.85 millions women ages 15 years and older who are at risk of developing cervical cancer. Current estimates indicate that every year 357 women are diagnosed with cervical cancer and 101 die from the

disease. Cervical cancer ranks as the 7th most frequent cancer among women in Ireland and the 2nd most frequent cancer among women between 15 and 44 years of age. About 4.3% of women in the general population are estimated to harbour cervical HPV-16/18 infection at a given time, and 74.2% of invasive cervical cancers are attributed to HPVs 16 or 18.

Table 1. Crude incidence rates of HPV-related cancers

	Male	Female
Cervical cancer	-	15.6
Anal cancer	0.6	0.9
Vulva cancer	-	2.1
Vaginal cancer	-	0.6
Penile cancer	1.1	-
Pharynx (excluding nasopharynx)	3.7	1.4

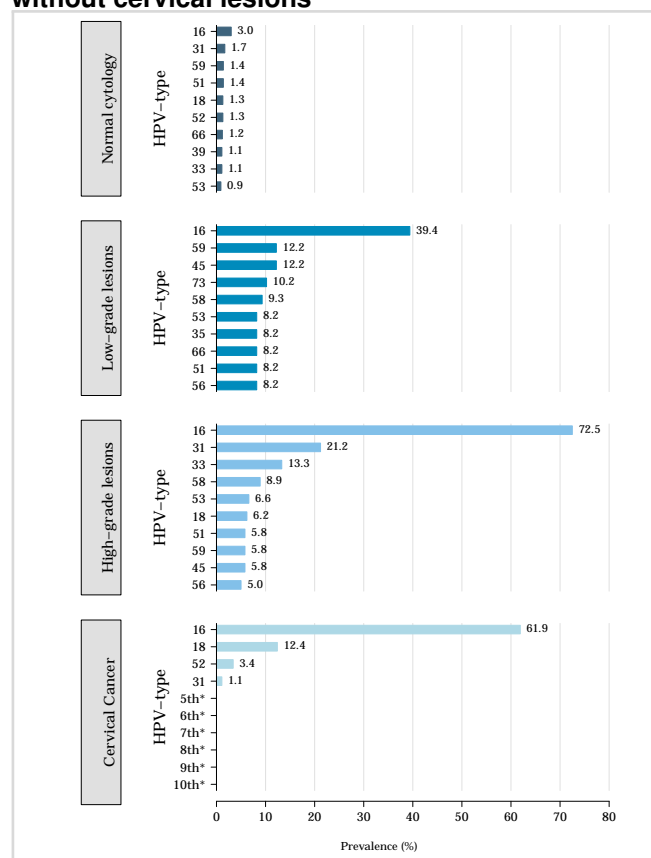
Table 2. Burden of cervical cancer

	Incidence	Mortality
Annual number of new cases/deaths	357	101
Crude rate	15.6	4.4
Age-standardized rate	13.6	3.3
Cumulative risk 0-74 years (%)	1.2	0.3
Ranking of cervical cancer (all years)	7th	12th
Ranking of cervical cancer (15-44 years)	2nd	2nd

Table 3. Burden of cervical HPV infection Ireland

	No. Tested	% (95% CI)
HPV prevalence in women with normal cytology	5954	12.9 (12.1-13.8)
HPV 16/18 prevalence:		
Normal cytology	5647	4.3 (3.8-4.9)
Low-grade cervical lesions	104	42.3 (33.3-51.9)
High-grade cervical lesions	353	78.8 (74.2-82.7)
Cervical cancer	97	74.2 (64.7-81.9)

Figure 1. Comparison of the ten most frequent HPV oncogenic types in Ireland among women with and without cervical lesions



*No data available. No more types than shown were tested or were positive.

Ireland

Human Papillomavirus and Related Cancers, Fact Sheet 2017 (2017-07-27)

II. Complementary data on cervical cancer prevention

Table 4. Factors contributing to cervical cancer (co-factors)

Smoking prevalence (%), women	22.9 [16.9-29.9]
Total fertility rate (live births per women)	1.9
Hormonal contraception use (%) (pill, injectable or implant), among women	17.2
HIV prevalence (%), adults (15-49 years)	-

Table 5. Sexual behaviour

MEN	
Percentage of 15-year-old who have had sexual intercourse	21
Range of median age at first sexual intercourse	16.0-22.0
WOMEN	
Percentage of 15-year-old who have had sexual intercourse	14
Range of median age at first sexual intercourse	17.0-23.0

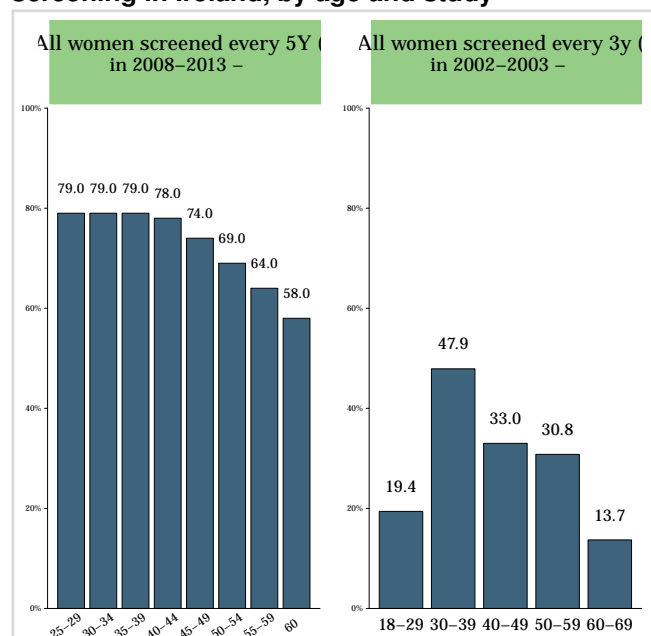
Table 6. HPV vaccine introduction

HPV vaccination programme	National program
Date of HPV vaccination routine immunization programme start	2010

Table 7. Cervical screening practices and recommendations

Cervical cancer screening coverage, % (age and screening interval, reference)	74.7% (All women aged 25-60 screened every 5y, Cervical Check 2012/2013 Ireland)
Screening ages (years)	25-60
Screening interval (years) or frequency of screens	3 years (ages 25-44), 5 years (ages 45-60)

Figure 2. Estimated coverage of cervical cancer screening in Ireland, by age and study



^a Proportion of women in the total sample of the mentioned age range in the country or region that reported having a Pap smear during a given time period (e.g., last year, last 2, 3, 5 years or ever).

Contact information:

ICO/IARC HPV Information Centre
 Institut Català d'Oncologia
 Avda. Gran Via de l'Hospitalet, 199-203
 08908 L'Hospitalet de Llobregat (Barcelona, Spain)
info@hpvcentre.net
www.hpvcentre.net