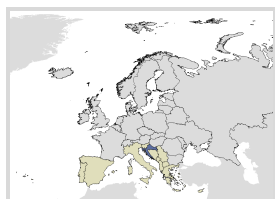


# Croatia

## Human Papillomavirus and Related Cancers, Fact Sheet 2017 (2017-07-27)



### I. Key data on HPV and HPV-related cancers



Croatia has a population of 1.89 millions women ages 15 years and older who are at risk of developing cervical cancer. Current estimates indicate that every year 325 women are diagnosed with cervical cancer and 140 die from the disease. Cervical cancer ranks as the 10th most frequent cancer among women in Croatia and the 3rd most frequent cancer among women between 15 and 44 years of age. About 18.0% of women in the general population are estimated to harbour cervical HPV-16/18 infection at a given time, and 82.9% of invasive cervical cancers are attributed to HPVs 16 or 18.

**Table 1. Crude incidence rates of HPV-related cancers**

	Male	Female
Cervical cancer	-	14.3
Anal cancer	0.4	0.6
Vulva cancer	-	3.0
Vaginal cancer	-	0.7
Penile cancer	1.1	-
Pharynx (excluding nasopharynx)	9.8	1.5

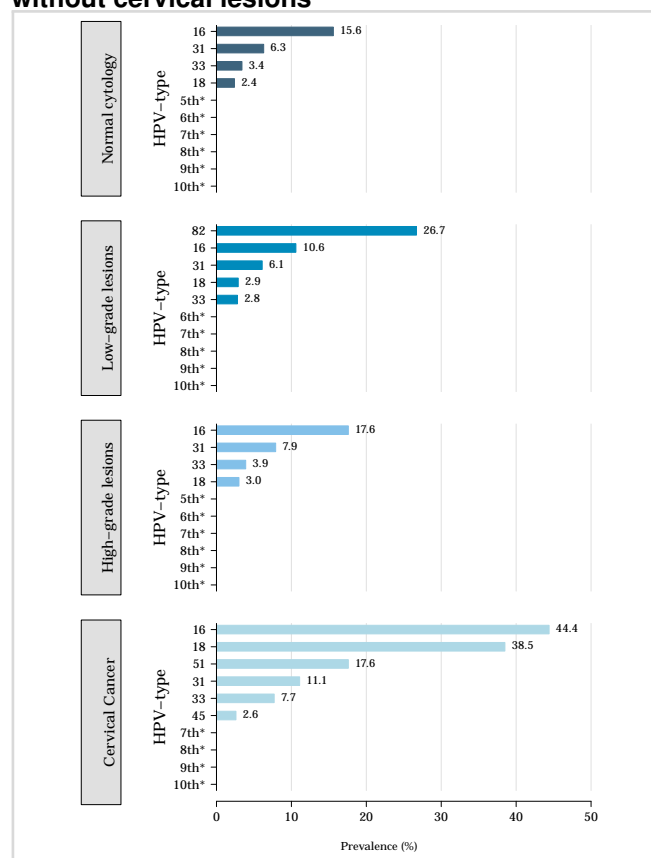
**Table 2. Burden of cervical cancer**

	Incidence	Mortality
Annual number of new cases/deaths	325	140
Crude rate	14.3	6.2
Age-standardized rate	10.0	3.2
Cumulative risk 0-74 years (%)	1.0	0.3
Ranking of cervical cancer (all years)	10th	12th
Ranking of cervical cancer (15-44 years)	3rd	3rd

**Table 3. Burden of cervical HPV infection Croatia**

	No. Tested	% (95% CI)
HPV prevalence in women with normal cytology	205	35.6 (29.4-42.4)
HPV 16/18 prevalence:		
Normal cytology	205	18.0 (13.4-23.9)
Low-grade cervical lesions	1271	13.5 (11.8-15.5)
High-grade cervical lesions	941	20.6 (18.2-23.3)
Cervical cancer	117	82.9 (75.1-88.7)

**Figure 1. Comparison of the ten most frequent HPV oncogenic types in Croatia among women with and without cervical lesions**



\*No data available. No more types than shown were tested or were positive.

# Croatia

## Human Papillomavirus and Related Cancers, Fact Sheet 2017 (2017-07-27)

### II. Complementary data on cervical cancer prevention

**Table 4. Factors contributing to cervical cancer (co-factors)**

Smoking prevalence (%), women	32.7 [24.2-40.7]
Total fertility rate (live births per women)	1.5
Hormonal contraception use (%) (pill, injectable or implant), among women	3.1
HIV prevalence (%), adults (15-49 years)	-

**Table 5. Sexual behaviour**

<b>MEN</b>	
Percentage of 15-year-old who have had sexual intercourse	21
Range of median age at first sexual intercourse	17.0
<b>WOMEN</b>	
Percentage of 15-year-old who have had sexual intercourse	6
Range of median age at first sexual intercourse	17.0

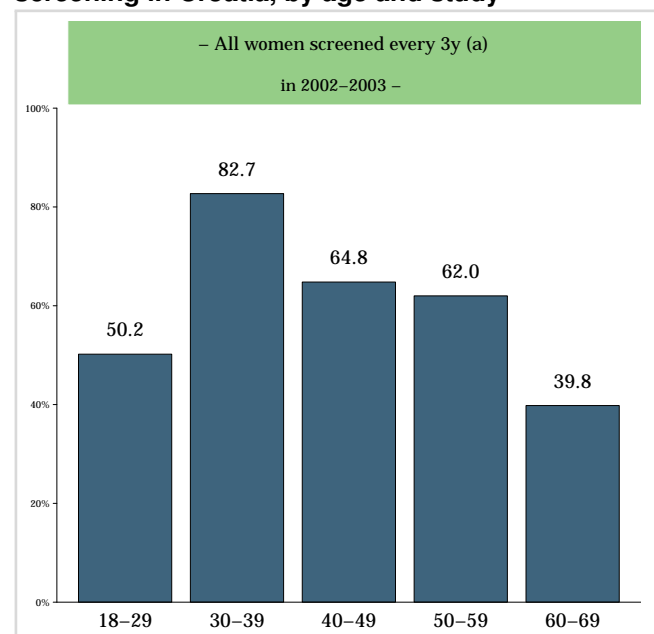
**Table 6. HPV vaccine introduction**

HPV vaccination programme	National program
Date of HPV vaccination routine immunization programme start	2016

**Table 7. Cervical screening practices and recommendations**

Cervical cancer screening coverage, % (age and screening interval, reference)	65.3% (All women aged 25-64 screened every 3y, WHS 2003 Croatia)
Screening ages (years)	25-64
Screening interval (years) or frequency of screens	3 years

**Figure 2. Estimated coverage of cervical cancer screening in Croatia, by age and study**



<sup>a</sup> Proportion of women in the total sample of the mentioned age range in the country or region that reported having a Pap smear during a given time period (e.g., last year, last 2, 3, 5 years or ever).

#### Contact information:

ICO/IARC HPV Information Centre  
 Institut Català d'Oncologia  
 Avda. Gran Via de l'Hospitalet, 199-203  
 08908 L'Hospitalet de Llobregat (Barcelona, Spain)  
[info@hpvcentre.net](mailto:info@hpvcentre.net)  
[www.hpvcentre.net](http://www.hpvcentre.net)