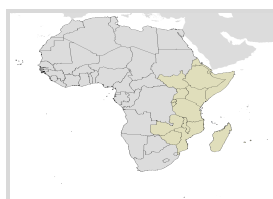


Comoros

Human Papillomavirus and Related Cancers, Fact Sheet 2017 (2017-07-27)

I. Key data on HPV and HPV-related cancers



Comoros has a population of 234,835 women ages 15 years and older who are at risk of developing cervical cancer. Current estimates indicate that every year 151 women are diagnosed with cervical cancer and 92 die from

the disease. Cervical cancer ranks as the 1st most frequent cancer among women in Comoros and the 1st most frequent cancer among women between 15 and 44 years of age. Data is not yet available on the HPV burden in the general population of Comoros. However, in Eastern Africa, the region Comoros belongs to, about 4.8% of women in the general population are estimated to harbour cervical HPV-16/18 infection at a given time, and 67.9% of invasive cervical cancers are attributed to HPVs 16 or 18.

Table 1. Crude incidence rates of HPV-related cancers

	Male	Female
Cervical cancer	-	39.4
Anal cancer	-	-
Vulva cancer	-	-
Vaginal cancer	-	-
Penile cancer	-	-
Pharynx (excluding nasopharynx)	0.0	0.3

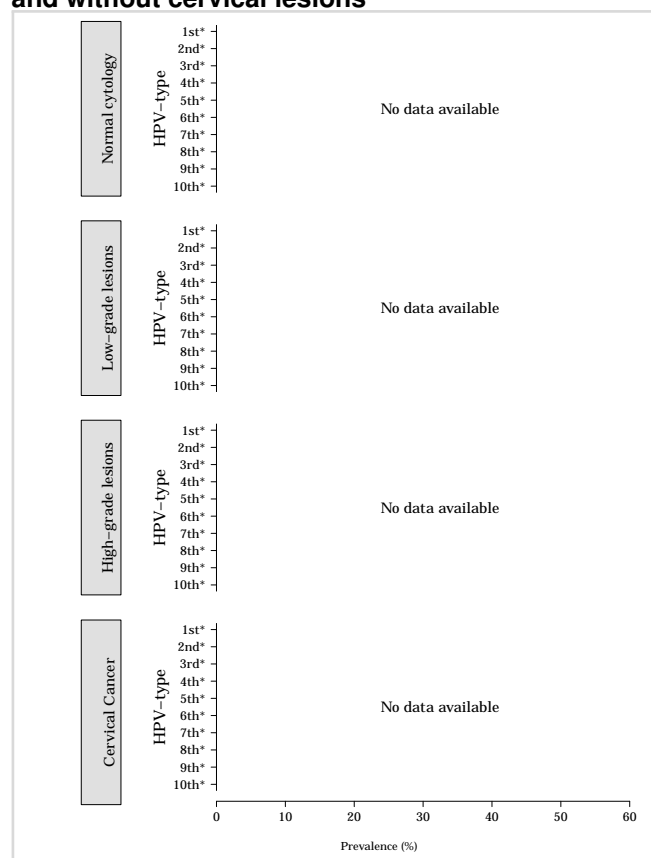
Table 2. Burden of cervical cancer

	Incidence	Mortality
Annual number of new cases/deaths	151	92
Crude rate	39.4	24.0
Age-standardized rate	61.3	40.3
Cumulative risk 0-74 years (%)	6.4	4.5
Ranking of cervical cancer (all years)	1st	1st
Ranking of cervical cancer (15-44 years)	1st	3rd

Table 3. Burden of cervical HPV infection Comoros

	No. Tested	% (95% CI)
HPV prevalence in women with normal cytology	-	--
HPV 16/18 prevalence:		
Normal cytology	-	--
Low-grade cervical lesions	-	--
High-grade cervical lesions	-	--
Cervical cancer	-	--

Figure 1. Comparison of the ten most frequent HPV oncogenic types in Comoros among women with and without cervical lesions



*No data available. No more types than shown were tested or were positive.

Comoros

Human Papillomavirus and Related Cancers, Fact Sheet 2017 (2017-07-27)

II. Complementary data on cervical cancer prevention

Table 4. Factors contributing to cervical cancer (co-factors)

Smoking prevalence (%), women	6.7 [3.7-10.5]
Total fertility rate (live births per women)	4.3
Hormonal contraception use (%) (pill, injectable or implant), among women	10.3
HIV prevalence (%), adults (15-49 years)	-

Table 5. Sexual behaviour

MEN	
Percentage of 15-year-old who have had sexual intercourse	7.9
Range of median age at first sexual intercourse	18.6-19.7
WOMEN	
Percentage of 15-year-old who have had sexual intercourse	5.7
Range of median age at first sexual intercourse	18.8

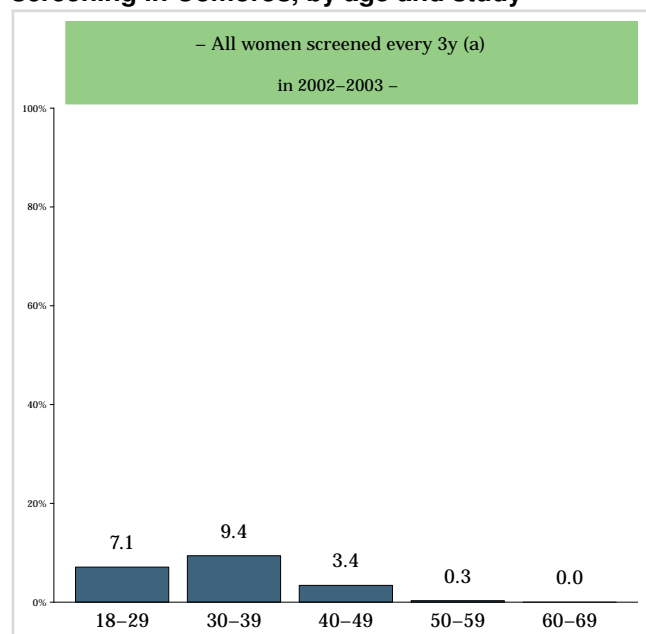
Table 6. HPV vaccine introduction

HPV vaccination programme	No program
Date of HPV vaccination routine immunization programme start	-

Table 7. Cervical screening practices and recommendations

Cervical cancer screening coverage, % (age and screening interval, reference)	7.9% (All women aged 25-64 screened every 3y, WHS 2003 Comoros)
Screening ages (years)	-
Screening interval (years) or frequency of screens	-

Figure 2. Estimated coverage of cervical cancer screening in Comoros, by age and study



^a Proportion of women in the total sample of the mentioned age range in the country or region that reported having a Pap smear during a given time period (e.g., last year, last 2, 3, 5 years or ever).

Contact information:

ICO/IARC HPV Information Centre
 Institut Català d'Oncologia
 Avda. Gran Via de l'Hospitalet, 199-203
 08908 L'Hospitalet de Llobregat (Barcelona, Spain)
info@hpvcentre.net
www.hpvcentre.net