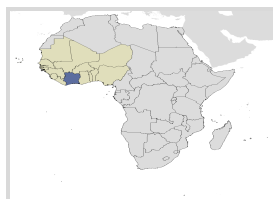


# Côte d'Ivoire

## Human Papillomavirus and Related Cancers, Fact Sheet 2017 (2017-07-27)

### I. Key data on HPV and HPV-related cancers



Côte d'Ivoire has a population of 6.37 millions women ages 15 years and older who are at risk of developing cervical cancer. Current estimates indicate that every year 1346 women are diagnosed with cervical cancer and 866 die

from the disease. Cervical cancer ranks as the 2nd most frequent cancer among women in Côte d'Ivoire and the 2nd most frequent cancer among women between 15 and 44 years of age. Data is not yet available on the HPV burden in the general population of Côte d'Ivoire. However, in Western Africa, the region Côte d'Ivoire belongs to, about 4.3% of women in the general population are estimated to harbour cervical HPV-16/18 infection at a given time, and 55.6% of invasive cervical cancers are attributed to HPVs 16 or 18.

**Table 1. Crude incidence rates of HPV-related cancers**

	Male	Female
Cervical cancer	-	13.3
Anal cancer	-	-
Vulva cancer	-	-
Vaginal cancer	-	-
Penile cancer	-	-
Pharynx (excluding nasopharynx)	0.4	0.0

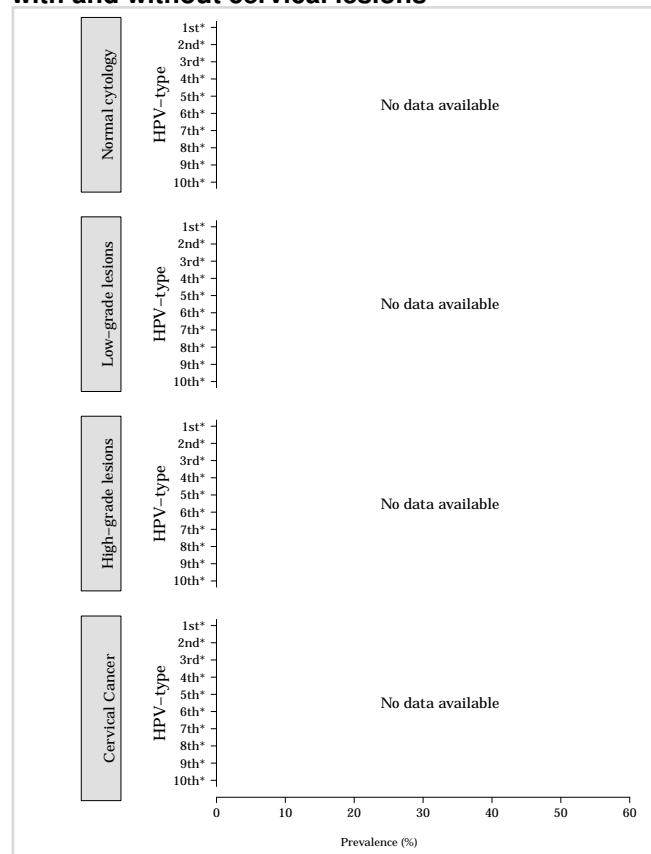
**Table 2. Burden of cervical cancer**

	Incidence	Mortality
Annual number of new cases/deaths	1346	866
Crude rate	13.3	8.6
Age-standardized rate	21.7	14.7
Cumulative risk 0-74 years (%)	2.3	1.7
Ranking of cervical cancer (all years)	2nd	2nd
Ranking of cervical cancer (15-44 years)	2nd	1st

**Table 3. Burden of cervical HPV infection Côte d'Ivoire**

	No. Tested	% (95% CI)
HPV prevalence in women with normal cytology	424	22.9 (19.1-27.1)
HPV 16/18 prevalence:		
Normal cytology	-	--
Low-grade cervical lesions	-	--
High-grade cervical lesions	-	--
Cervical cancer	-	--

**Figure 1. Comparison of the ten most frequent HPV oncogenic types in Côte d'Ivoire among women with and without cervical lesions**



\*No data available. No more types than shown were tested or were positive.

# Côte d'Ivoire

## Human Papillomavirus and Related Cancers, Fact Sheet 2017 (2017-07-27)



### II. Complementary data on cervical cancer prevention

**Table 4. Factors contributing to cervical cancer (co-factors)**

Smoking prevalence (%), women	-
Total fertility rate (live births per women)	4.9
Hormonal contraception use (%) (pill, injectable or implant), among women	9.7
HIV prevalence (%), adults (15-49 years)	3.2 [2.7 - 3.6]

**Table 5. Sexual behaviour**

MEN	
Percentage of 15-year-old who have had sexual intercourse	14.1
Range of median age at first sexual intercourse	18.0-18.6
WOMEN	
Percentage of 15-year-old who have had sexual intercourse	20.8
Range of median age at first sexual intercourse	15.8-16.9

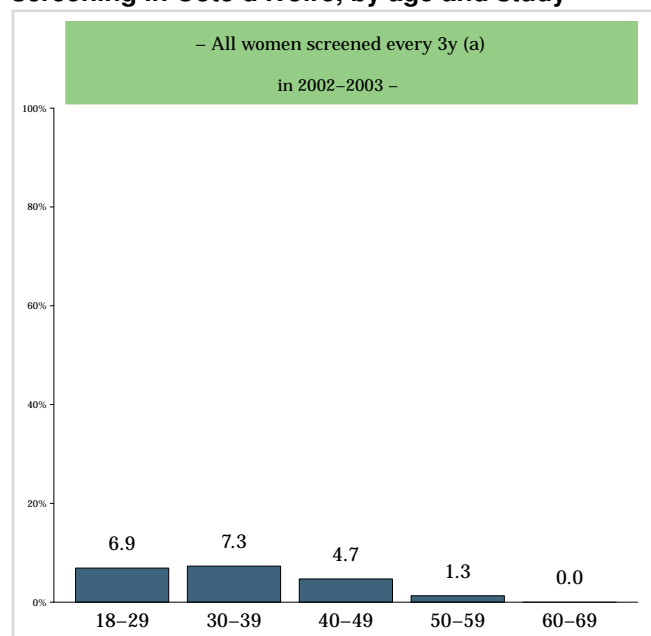
**Table 6. HPV vaccine introduction**

HPV vaccination programme	Pilot
Date of HPV vaccination routine immunization programme start	-

**Table 7. Cervical screening practices and recommendations**

Cervical cancer screening coverage, % (age and screening interval, reference)	7.2% (All women aged 25-64 screened every 3y, WHS 2003 Côte d'Ivoire)
Screening ages (years)	30-50 (VIA), unknown (cytology)
Screening interval (years) or frequency of screens	-

**Figure 2. Estimated coverage of cervical cancer screening in Côte d'Ivoire, by age and study**



<sup>a</sup> Proportion of women in the total sample of the mentioned age range in the country or region that reported having a Pap smear during a given time period (e.g., last year, last 2, 3, 5 years or ever).

#### Contact information:

ICO/IARC HPV Information Centre  
 Institut Català d'Oncologia  
 Avda. Gran Via de l'Hospitalet, 199-203  
 08908 L'Hospitalet de Llobregat (Barcelona, Spain)  
[info@hpvcentre.net](mailto:info@hpvcentre.net)  
[www.hpvcentre.net](http://www.hpvcentre.net)