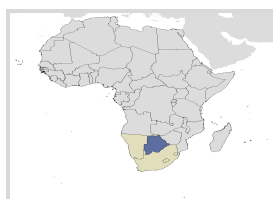


# Botswana

## Human Papillomavirus and Related Cancers, Fact Sheet 2017 (2017-07-27)



### I. Key data on HPV and HPV-related cancers



Botswana has a population of 773,418 women ages 15 years and older who are at risk of developing cervical cancer. Current estimates indicate that every year 250 women are diagnosed with cervical cancer and 111 die from

the disease. Cervical cancer ranks as the 1st most frequent cancer among women in Botswana and the 1st most frequent cancer among women between 15 and 44 years of age. Data is not yet available on the HPV burden in the general population of Botswana. However, in Southern Africa, the region Botswana belongs to, about 3.2% of women in the general population are estimated to harbour cervical HPV-16/18 infection at a given time, and 62.5% of invasive cervical cancers are attributed to HPV types 16 or 18.

**Table 1. Crude incidence rates of HPV-related cancers**

	Male	Female
Cervical cancer	-	24.6
Anal cancer	-	-
Vulva cancer	-	-
Vaginal cancer	-	-
Penile cancer	-	-
Pharynx (excluding nasopharynx)	2.5	0.1

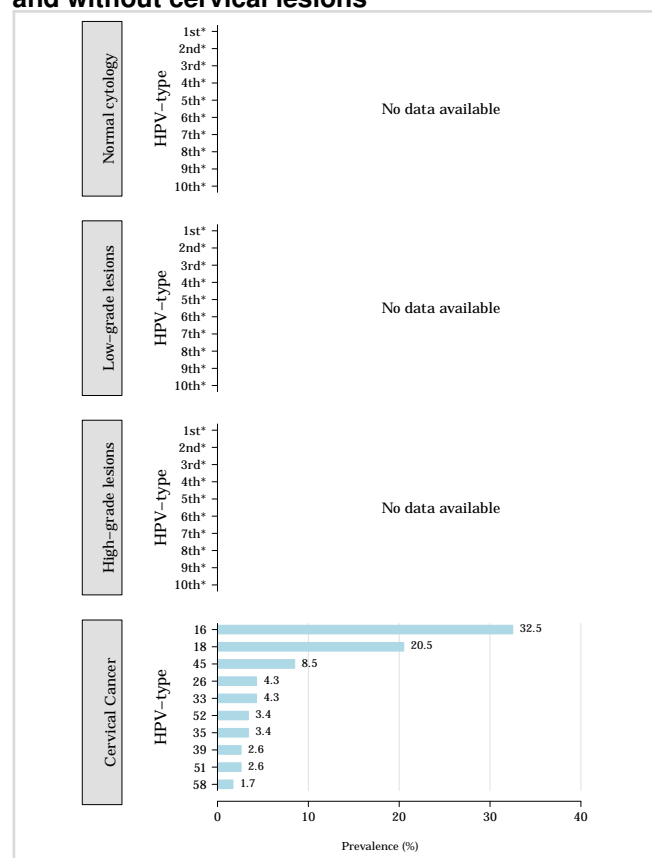
**Table 2. Burden of cervical cancer**

	Incidence	Mortality
Annual number of new cases/deaths	250	111
Crude rate	24.6	10.9
Age-standardized rate	30.3	14.6
Cumulative risk 0-74 years (%)	3.1	1.6
Ranking of cervical cancer (all years)	1st	1st
Ranking of cervical cancer (15-44 years)	1st	2nd

**Table 3. Burden of cervical HPV infection Botswana**

	No. Tested	% (95% CI)
HPV prevalence in women with normal cytology	-	--
HPV 16/18 prevalence:		
Normal cytology	-	--
Low-grade cervical lesions	-	--
High-grade cervical lesions	-	--
Cervical cancer	117	53.0 (44.0-61.8)

**Figure 1. Comparison of the ten most frequent HPV oncogenic types in Botswana among women with and without cervical lesions**



\*No data available. No more types than shown were tested or were positive.

# Botswana

## Human Papillomavirus and Related Cancers, Fact Sheet 2017 (2017-07-27)



### II. Complementary data on cervical cancer prevention

**Table 4. Factors contributing to cervical cancer (co-factors)**

Smoking prevalence (%), women	-
Total fertility rate (live births per women)	2.8
Hormonal contraception use (%) (pill, injectable or implant), among women	12.9
HIV prevalence (%), adults (15-49 years)	22.2 [20.9 - 23.4]

**Table 5. Sexual behaviour**

MEN	
Percentage of 15-year-old who have had sexual intercourse	-
Range of median age at first sexual intercourse	-
WOMEN	
Percentage of 15-year-old who have had sexual intercourse	-
Range of median age at first sexual intercourse	17.1-18.1

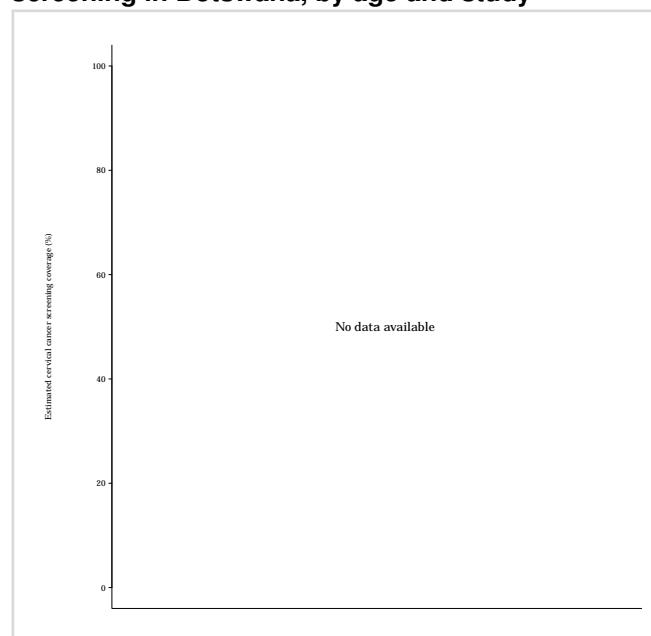
**Table 6. HPV vaccine introduction**

HPV vaccination programme	National program
Date of HPV vaccination routine immunization programme start	2015

**Table 7. Cervical screening practices and recommendations**

Cervical cancer screening coverage, % (age and screening interval, reference)	-
Screening ages (years)	30-49
Screening interval (years) or frequency of screens	5 years

**Figure 2. Estimated coverage of cervical cancer screening in Botswana, by age and study**



<sup>a</sup> Proportion of women in the total sample of the mentioned age range in the country or region that reported having a Pap smear during a given time period (e.g., last year, last 2, 3, 5 years or ever).

#### Contact information:

ICO HPV Information Centre  
 Institut Català d'Oncologia  
 Avda. Gran Via de l'Hospitalet, 199-203  
 08908 L'Hospitalet de Llobregat (Barcelona, Spain)  
 info@hpvcentre.net  
[www.hpvcentre.net](http://www.hpvcentre.net)