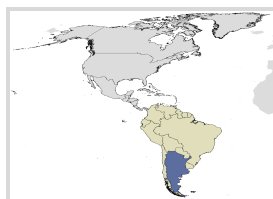


# Argentina

## Human Papillomavirus and Related Cancers, Fact Sheet 2017 (2017-07-27)



### I. Key data on HPV and HPV-related cancers



Argentina has a population of 16.80 millions women ages 15 years and older who are at risk of developing cervical cancer. Current estimates indicate that every year 4956 women are diagnosed with cervical cancer and 2127 die

from the disease. Cervical cancer ranks as the 3rd most frequent cancer among women in Argentina and the 2nd most frequent cancer among women between 15 and 44 years of age. About 8.7% of women in the general population are estimated to harbour cervical HPV-16/18 infection at a given time, and 77.9% of invasive cervical cancers are attributed to HPVs 16 or 18.

**Table 1. Crude incidence rates of HPV-related cancers**

	Male	Female
Cervical cancer	-	23.6
Anal cancer	0.3-0.8	0.0-1.3
Vulva cancer	-	0.8-1.8
Vaginal cancer	-	0.4-1.5
Penile cancer	0.7-1.6	-
Pharynx (excluding nasopharynx)	1.6	0.3

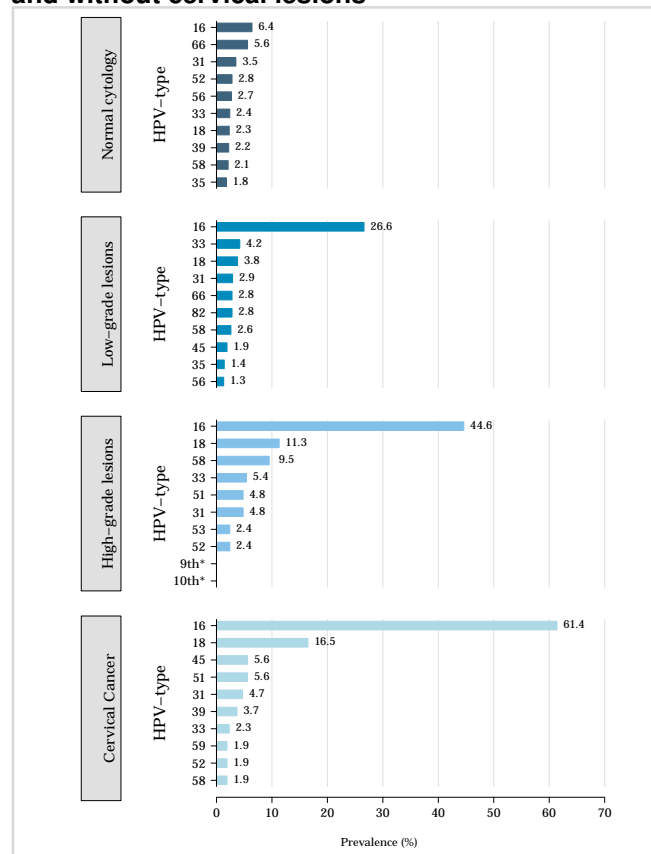
**Table 2. Burden of cervical cancer**

	Incidence	Mortality
Annual number of new cases/deaths	4956	2127
Crude rate	23.6	10.1
Age-standardized rate	20.8	8.3
Cumulative risk 0-74 years (%)	2.0	0.9
Ranking of cervical cancer (all years)	3rd	5th
Ranking of cervical cancer (15-44 years)	2nd	1st

**Table 3. Burden of cervical HPV infection Argentina**

	No. Tested	% (95% CI)
HPV prevalence in women with normal cytology	1908	30.5 (28.5-32.6)
HPV 16/18 prevalence:		
Normal cytology	1908	8.7 (7.5-10.0)
Low-grade cervical lesions	549	30.4 (26.7-34.4)
High-grade cervical lesions	186	55.9 (48.7-62.9)
Cervical cancer	267	77.9 (72.5-82.5)

**Figure 1. Comparison of the ten most frequent HPV oncogenic types in Argentina among women with and without cervical lesions**



\*No data available. No more types than shown were tested or were positive.

# Argentina

## Human Papillomavirus and Related Cancers, Fact Sheet 2017 (2017-07-27)



### II. Complementary data on cervical cancer prevention

**Table 4. Factors contributing to cervical cancer (co-factors)**

Smoking prevalence (%), women	19.9 [15.9-23.7]
Total fertility rate (live births per women)	2.3
Hormonal contraception use (%) (pill, injectable or implant), among women	27.9
HIV prevalence (%), adults (15-49 years)	0.4 [0.4 - 0.4]

**Table 5. Sexual behaviour**

<b>MEN</b>	
Percentage of 15-year-old who have had sexual intercourse	-
Range of median age at first sexual intercourse	-
<b>WOMEN</b>	
Percentage of 15-year-old who have had sexual intercourse	-
Range of median age at first sexual intercourse	-

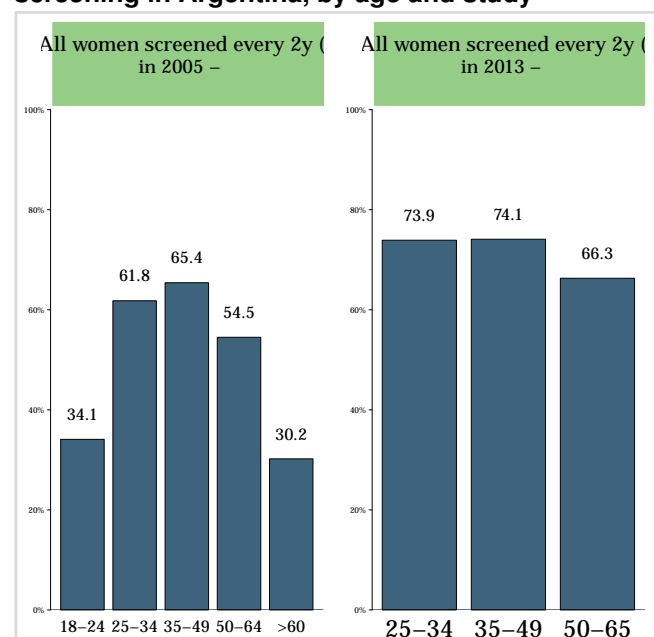
**Table 6. HPV vaccine introduction**

HPV vaccination programme	National program
Date of HPV vaccination routine immunization programme start	2011

**Table 7. Cervical screening practices and recommendations**

Cervical cancer screening coverage, % (age and screening interval, reference)	71.6% (All women aged 25-65 screened every 2y, ENFR 2013 Argentina)
Screening ages (years)	35-64 (cytology), above 30 (HPV test)
Screening interval (years) or frequency of screens	Cytology every 3 years, after 2 consecutive annual negative tests. HPV test every 3 years

**Figure 2. Estimated coverage of cervical cancer screening in Argentina, by age and study**



<sup>a</sup> Proportion of women in the total sample of the mentioned age range in the country or region that reported having a Pap smear during a given time period (e.g., last year, last 2, 3, 5 years or ever).

#### Contact information:

ICO HPV Information Centre  
 Institut Català d'Oncologia  
 Avda. Gran Via de l'Hospitalet, 199-203  
 08908 L'Hospitalet de Llobregat (Barcelona, Spain)  
 info@hpvcentre.net  
[www.hpvcentre.net](http://www.hpvcentre.net)